





Date	Ixios Gold																							
	Board Independence (%)				Female Executives (%)				Code of Business Ethics (% of "Y")				Carbon Intensity (tCO2 / M\$ sales)				UN Global Compact Signatories (#)				Anti-Corruption Policy (Y/N)			
	Fund		Universe**		Fund		Universe**		Fund		Universe**		Fund		Universe**		Fund		Universe**		Fund		Universe**	
	Score	coverage ratio	Score	coverage ratio	Score	coverage ratio	Score	coverage ratio	Score	coverage ratio	Score	coverage ratio	Score	coverage ratio	Score	coverage ratio	Score	coverage ratio	Score	coverage ratio	Score	coverage ratio	Score	coverage ratio
2021/09	69%	91%	37%	100%	8%	91%	6%	100%					202	44%	425	14%	2	91%	29	100%				
2021/10	67%	92%	37%	100%	7%	92%	6%	100%					185	36%	425	14%	4	92%	29	100%				
2021/11	66%	91%	37%	100%	9%	91%	6%	100%					202	39%	425	14%	3	91%	29	100%				
2021/12	65%	91%	37%	100%	9%	91%	7%	100%					194	38%	425	14%	3	91%	29	100%				
2022/01	63%	90%	38%	100%	10%	90%	7%	100%					201	35%	425	14%	5	90%	30	100%				
2022/02	65%	93%	38%	100%	10%	93%	7%	100%					198	37%	425	14%	4	93%	30	100%				
2022/03	64%	92%	38%	100%	9%	92%	7%	100%					174	32%	425	14%	5	92%	30	100%				
2022/04	64%	91%	38%	100%	10%	91%	7%	100%					173	29%	425	14%	6	91%	30	100%				
2022/05	65%	92%	38%	100%	8%	92%	7%	100%					141	25%	425	14%	4	92%	30	100%				
2022/06	64%	93%	39%	100%	8%	93%	7%	100%					139	20%	425	14%	4	93%	30	100%				
2022/07	65%	95%	39%	100%	7%	95%	7%	100%					156	22%	425	14%	5	95%	30	100%				
2022/08	64%	95%	39%	100%	7%	95%	7%	100%	81%	94%	41%	45%	155	21%	425	14%	4	95%	30	100%				
2022/09	67%	97%	39%	100%	8%	97%	7%	100%	90%	96%	41%	46%	186	29%	425	14%	5	97%	30	100%				
2022/10	68%	97%	39%	100%	9%	97%	7%	100%	91%	96%	53%	59%	194	32%	425	14%	5	97%	30	100%				
2022/11	68%	98%	39%	100%	8%	97%	7%	100%	92%	97%	53%	59%	210	37%	425	14%	4	98%	30	100%				
2022/12	67%	98%	38%	92%	8%	98%	7%	93%	91%	97%	41%	58%	208	35%	428	14%	5	98%	30	93%				
2023/01	60%	98%	50%	100%	16%	94%	15%	100%	92%	98%	43%	59%	153	22%	529	15%	6	98%	30	92%				
2023/02	61%	98%	51%	99%	16%	94%	16%	99%	93%	98%	46%	62%	140	21%	529	16%	5	99%	30	95%				
2023/03	65%	99%	51%	99%	17%	93%	16%	99%	94%	99%	48%	63%	125	23%	520	16%	4	99%	30	95%				
2023/04	64%	99%	52%	99%	16%	93%	16%	98%	94%	99%	48%	64%	109	22%	524	16%	5	99%	30	94%				
2023/05	65%	99%	52%	98%	17%	93%	16%	97%	94%	99%	49%	65%	97	19%	528	15%	7	99%	32	95%				
2023/06	65%	97%	53%	99%	16%	90%	15%	96%	94%	97%	51%	66%	68	13%	407	14%	5	98%	33	95%				
2023/07	68%	99%	52%	98%	16%	93%	15%	95%	96%	99%	51%	66%	74	17%	356	14%	7	99%	34	93%				
2023/08	68%	99%	53%	99%	17%	91%	15%	95%	93%	99%	54%	68%	68	17%	366	15%	7	99%	34	95%				
2023/09	69%	98%	53%	99%	19%	92%	15%	95%	93%	98%	54%	68%	76	18%	366	15%	6	98%	34	95%				
2023/10	72%	100%	54%	99%	21%	94%	15%	94%	92%	99%	55%	70%	105	24%	369	15%	8	99%	34	94%				
2023/11	74%	99%	53%	99%	21%	93%	15%	95%	90%	99%	55%	69%	123	27%	357	15%	7	99%	35	94%				
2023/12	75%	99%	54%	98%	20%	96%	15%	95%	89%	98%	56%	70%	129	29%	356	15%	7	98%	35	93%				
2024/01	76%	99%	54%	99%	21%	96%	15%	95%	90%	98%	58%	73%	162	38%	356	17%	7	98%	34	94%				
2024/02	74%	98%	54%	98%	20%	94%	15%	96%	91%	97%	59%	73%	145	38%	356	17%	7	97%	34	95%				
2024/03	74%	97%	54%	98%	20%	93%	15%	95%	89%	97%	58%	73%	157	39%	364	17%	7	97%	34	94%				
2024/04	70%	95%	53%	98%	18%	92%	14%	95%	87%	95%	59%	73%	63	13%	366	15%	3	95%	34	94%				
2024/05	70%	95%	53%	98%	16%	92%	15%	95%	90%	95%	60%	74%	55	14%	374	15%	6	95%	34	95%				
2024/06	71%	98%	53%	98%	16%	95%	15%	96%	95%	97%	62%	74%	55	13%	374	15%	5	98%	35	95%				
2024/07	73%	98%	35%	100%	19%	97%	7%	98%	96%	99%	50%	100%	79	16%	1,600	17%	7	99%	37	100%				
2024/08	72%	97%	35%	100%	19%	99%	8%	99%	95%	99%	50%	100%	83	18%	1,592	17%	5	99%	37	100%				
2024/09	68%	96%	35%	100%	18%	97%	7%	99%	94%	97%	49%	100%	47	11%	1,587	16%	5	97%	38	100%				
2024/10	70%	97%	63%	99%	17%	99%	17%	98%	95%	99%	84%	99%	69	18%	331	64%	6	99%	48	99%	88%	99%	86%	99%
2024/11	68%	96%	63%	99%	18%	98%	17%	99%	94%	98%	84%	99%	78	18%	339	64%	6	98%	49	99%	86.3%	98%	85.6%	99%
2024/12	70%	98%	63%	98%	18%	99%	17%	98%	95%	99%	83%	98%	94	22%	338	63%	6	99%	49	98%	86.9%	99%	85.4%	98%

 Parameter with Engagement
 Parameter without Engagement



** Weighting based on market capitalisation starting from 2024/10

Date	Ixios Energy Metals																							
	Board Independence (%)				Female Executives (%)				Code of Business Ethics (% of "Yes")				Carbon Intensity (tCO2 / M\$ sales)				UN Global Compact Signatories (#)				Anti-Corruption Policy (Y/N)			
	Fund		Universe**		Fund		Universe**		Fund		Universe**		Fund		Universe**		Fund		Universe**		Fund		Universe**	
	Score	coverage ratio	Score	coverage ratio	Score	coverage ratio	Score	coverage ratio	Score	coverage ratio	Score	coverage ratio	Score	coverage ratio	Score	coverage ratio	Score	coverage ratio	Score	coverage ratio	Score	coverage ratio	Score	coverage ratio
2022/10	57%	93%	47%	51%	11%	92%	10%	51%	79%	93%	35%	41%	51	15%	1,194	16%	6	93%	80	54%				
2022/11	61%	99%	47%	52%	13%	96%	10%	51%	84%	98%	35%	41%	40	12%	1,194	16%	6	98%	81	54%				
2022/12	59%	96%	39%	64%	12%	98%	8%	57%	79%	92%	36%	44%	176	10%	1,371	14%	6	97%	73	65%				
2023/01	57%	98%	46%	100%	15%	96%	14%	100%	80%	93%	42%	51%	54	16%	1,547	18%	6	97%	76	68%				
2023/02	61%	100%	46%	99%	15%	98%	14%	99%	84%	97%	44%	52%	52	16%	1,547	19%	6	98%	76	69%				
2023/03	61%	100%	46%	99%	17%	96%	14%	99%	87%	99%	44%	53%	50	16%	1,543	19%	6	100%	76	69%				
2023/04	57%	99%	46%	99%	16%	95%	14%	98%	86%	98%	45%	54%	44	13%	1,560	19%	7	99%	76	70%				
2023/05	58%	100%	46%	99%	16%	95%	14%	98%	87%	99%	46%	55%	44	13%	1,574	19%	7	100%	78	70%				
2023/06	59%	97%	46%	99%	16%	94%	14%	97%	82%	95%	47%	56%	24	5%	321	15%	9	97%	80	70%				
2023/07	61%	100%	46%	98%	17%	97%	14%	97%	86%	100%	47%	56%	24	5%	277	15%	9	100%	78	70%				
2023/08	63%	100%	47%	99%	16%	93%	14%	96%	86%	100%	48%	56%	49	13%	283	16%	6	100%	77	70%				
2023/09	62%	97%	47%	99%	15%	91%	14%	96%	87%	97%	48%	56%	42	9%	283	16%	7	97%	77	70%				
2023/10	66%	100%	47%	98%	17%	91%	14%	96%	89%	100%	49%	57%	49	14%	286	16%	7	100%	74	70%				
2023/11	65%	99%	47%	98%	17%	91%	14%	96%	90%	99%	48%	56%	38	8%	280	16%	7	99%	75	69%				
2023/12	62%	96%	47%	98%	18%	93%	14%	96%	86%	96%	49%	57%	44	10%	279	16%	7	96%	75	69%				
2024/01	59%	93%	47%	98%	18%	91%	14%	96%	81%	90%	50%	58%	43	10%	279	16%	7	90%	73	69%				
2024/02	58%	92%	47%	98%	18%	94%	14%	96%	85%	93%	50%	58%	57	14%	280	16%	8	93%	73	69%				
2024/03	59%	93%	47%	98%	18%	98%	14%	96%	88%	96%	50%	59%	77	15%	288	16%	5	96%	73	70%				
2024/04	60%	95%	47%	98%	14.4%	96%	13.9%	97%	90%	97%	51%	59%	63	13%	286	16%	4	97%	73	70%				
2024/05	59%	95%	47%	98%	14.1%	94%	13.9%	96%	92%	95%	51%	59%	52	12%	286	16%	5	95%	73	70%				
2024/06	59%	97%	47%	98%	15.3%	95%	13.7%	97%	91%	97%	53%	60%	50	12%	274	16%	6	97%	74	71%				
2024/07	64%	98%	29%	100%	16.5%	96%	6.3%	99%	91%	98%	41%	100%	48	12%	1,446	27%	5	98%	98	100%				
2024/08	63%	98%	29%	100%	16.5%	98%	6.3%	100%	89%	98%	41%	100%	53	13%	1,451	28%	3	98%	97	100%				
2024/09	64%	95%	29%	100%	13.8%	95%	6.2%	100%	89%	95%	40%	100%	66	13%	1,446	27%	4	95%	99	100%				
2024/10	66%	98%	60%	99%	14.1%	98%	13.2%	99%	89%	98%	71%	99%	52	11%	371	69%	3	98%	86	99%	80%	98%	74%	99%
2024/11	65%	96%	60%	99%	14.5%	96%	13.4%	99%	87%	96%	70%	99%	58	13%	362	70%	3	96%	82	99%	82%	96%	74%	99%
2024/12	65%	96%	59%	99%	13.8%	95%	13.3%	99%	86%	96%	71%	99%	61	13%	369	69%	3	96%	88	99%	81%	96%	73%	99%

 Parameter with Engagement
 Parameter without Engagement

** Weighting based on market capitalisation starting from 2024/10

Date	Ixios Energy Metals																							
	Board Independence (%)				Female Executives (%)				Code of Business Ethics (% of "Yes")				Carbon Intensity (tCO2 / M\$ sales)				UN Global Compact Signatories (#)				Anti-Corruption Policy (Y/N)			
	Fund		Universe**		Fund		Universe**		Fund		Universe**		Fund		Universe**		Fund		Universe**		Fund		Universe**	
	Score	coverage ratio	Score	coverage ratio	Score	coverage ratio	Score	coverage ratio	Score	coverage ratio	Score	coverage ratio	Score	coverage ratio	Score	coverage ratio	Score	coverage ratio	Score	coverage ratio	Score	coverage ratio	Score	coverage ratio
2025/01	63%	94%	60%	99%	14%	92%	14%	99%	88%	94%	72%	99%	45	9%	359	69%	4	94%	88	99%	82%	94%	74%	99%
2025/02	62%	93%	60%	99%	14%	90%	13%	99%	88%	93%	73%	99%	24	7%	360	69%	4	93%	88	99%	81%	93%	75%	99%
2025/03	64%	96%	60%	98%	15%	93%	14%	98%	92%	96%	73%	98%	21	7%	345	68%	3	96%	87	98%	82%	96%	75%	98%
2025/04	63%	95%	60%	98%	19%	93%	14%	98%	91%	95%	73%	98%	18	6%	342	68%	3	95%	86	98%	80%	95%	75%	98%
2025/05	64%	96%	59%	96%	20%	94%	13%	96%	90%	96%	71%	96%	14	5%	335	67%	3	96%	83	96%	81%	96%	73%	96%
2025/06	66%	100%	58%	96%	20%	98%	13%	96%	90%	100%	70%	96%	12	4%	329	67%	4	100%	83	96%	81%	100%	72%	96%
2025/07	64%	97%	58%	95%	18%	96%	13%	95%	86%	97%	70%	95%	12	4%	303	62%	3	97%	89	95%	75%	97%	72%	95%
2025/08	63%	94%	58%	95%	16%	92%	13%	95%	84%	94%	71%	95%	8	3%	292	60%	4	94%	88	95%	75%	94%	72%	95%
2025/09	62%	97%	59%	95%	15%	96%	14%	95%	89%	97%	73%	95%	8	6%	279	57%	5	97%	88	95%	79%	97%	74%	95%
2025/10	63%	98%	59%	95%	15%	97%	14%	95%	88%	98%	73%	95%	14	5%	284	59%	5	95%	95	95%	78%	95%	75%	95%
2025/11	61%	97%	60%	95%	14%	91%	14%	95%	86%	97%	74%	95%	15	5%	275	58%	5	94%	94	95%	76%	93%	76%	95%
2025/12	62%	97%	60%	95%	15%	90%	14%	95%	87%	97%	74%	95%	19	9%	279	57%	4	97%	94	95%	76%	97%	76%	95%
2026/01	62%	96%	59%	98%	15%	91%	14%	94%	87%	96%	65%	98%	22	9%	403	60%	5	96%	111	95%	76%	96%	73%	98%
2026/02	62%	96%	60%	98%	14%	92%	14%	94%	87%	97%	66%	98%	19	8%	386	59%	4	96%	106	96%	75%	97%	74%	98%
2026/03	61%	98%	61%	98%	17%	98%	17%	93%	87%	98%	75%	98%	15	7%	286	54%	4	97%	75	95%	79%	96%	77%	97%
2026/04	61%	96%	58%	98%	18%	96%	14%	94%	86%	96%	62%	98%	12	6%	392	61%	3	97%	104	96%	79%	95%	72%	97%

 Parameter with Engagement
 Parameter without Engagement
 ** Weighting based on market capitalisation starting from 2024/10