

Product: IXIOS GOLD I - USD

ISIN: FR0013412889 - Currency: USD



Name of offeror: Ixios Asset Management

Website: www.ixios-am.com

Contact: call +33 1 89 19 87 30 for further information

Competent authority: The Autorité des Marchés Financiers (AMF) is responsible for supervising Ixios Asset Management with regard to this key information document. Ixios Asset Management is authorised in France under number GP-19000010 and regulated by the Autorité des Marchés Financiers.

Key information document production date: 1/30/2026.

Warning

You are about to buy a product that is not that simple and may be difficult to understand

What this product consists of

Type: Equities IXIOS GOLD I - USD of the Undertaking for Collective Investment in Transferable Securities (UCITS) Ixios Gold Sub-Fund of the Ixios Funds SICAV.

Duration: The Fund is open-ended. The management company may dissolve the fund by liquidation or merger with another fund in the best interests of investors and in accordance with the Prospectus.

Objectives: IXIOS GOLD is a sub-fund seeking long-term performance through exposure to the equities of gold and precious metals companies. The objective of the sub-fund is to outperform its benchmark index over an investment period of 5 years, after considering ongoing costs, by investing at least 90% in securities selected based on extra-financial criteria using a proprietary rating methodology by considering environmental, social and governance ("ESG") aspects aimed at creating sustainable value.

Benchmark: NYSE Arca Gold Miners Net Total Return (GDMNTR), denominated in USD index. This index, published by ICE Data Indices, is calculated with net dividends reinvested.

The Benchmark Indicator does not define the Fund's investment universe restrictively but enables investors to assess the risk profile they can expect when investing in the Fund.

Investment strategy: the Sub-Fund's investment strategy aims to build a concentrated portfolio of **gold and precious metals** stocks.

IXIOS Gold's management is based on rigorous stock picking, achieved through an investment process that includes qualitative criteria, internal and external analysis, and direct contact with the companies in which the fund invests.

The investment universe is essentially made up of equities of companies domiciled in Australia, Canada, the United States and the United Kingdom. However, the fund reserves the right to select securities from emerging countries or equities with a market capitalisation of less than USD 50 million, up to a limit of 10%.

The sub-fund invests at least 60% of its net assets in equities. Up to 100% of the equity portfolio may be denominated in currencies other than the Fund's reference currency, the US Dollar. This risk will not be systematically hedged. This will result in a maximum exposure to currency risk equivalent to 100% of the equity portfolio. The sub-fund may invest up to 20% of its net assets in Money Market Instruments, mainly for liquidity management purposes. These are instruments with a maturity of less than twelve months issued by governments in US dollars (e.g. T-Bills) of the high-grade type or higher (minimum short-term rating equivalent to A-1 on the Standard & Poor's rating scale/ P-1 for Moody's or F1 for Fitch Ratings or a rating deemed equivalent by the management company).

The sub-fund may invest in financial contracts traded on international markets, up to a limit of one time the sub-fund's net assets, in order to enter into: options on individual equities listed on regulated markets for exposure purposes; or forward exchange contracts (over the counter or standardised) or currency swaps in order to hedge exposure to certain currencies.

The Fund may also hold embedded derivatives (warrants or certificates) on an ancillary basis, for example in the case of a capital increase in a company with warrants attached.

The Sub-Fund may also invest up to 10% of its net assets in money market UCIs.

The Sub-Fund may hold up to 10% of its net assets in term deposits with the Custodian.

The sub-fund is an accumulation fund.

Target retail investors: This product is aimed at professional investors who have advanced knowledge and significant experience of investing in funds, who aim to increase the value of their investment over the recommended holding period and who are prepared to assume a high level of risk on their initial capital.

Redemption and transaction: Investors may obtain redemption on any business day upon simple request. Subscription and redemption requests are centralised each trading day before 6pm with our centralising agent Société Générale and executed based on the next net asset value dated the following day.

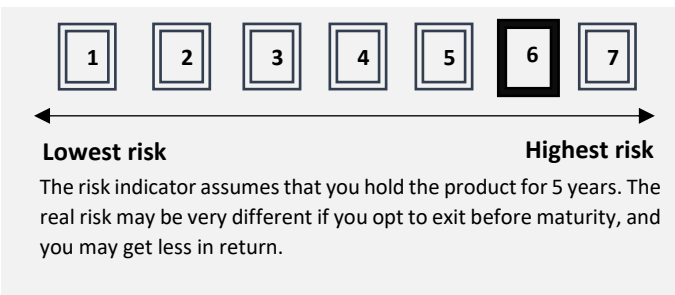
Custodian: Société Générale SA

Practical information: Further information on this Fund, including the prospectus and financial reports, may be obtained free of charge on request from Ixios Asset Management - 8, rue d'Aboukir, 75002 Paris, France.

The net asset value of the Funds is available at www.ixios-am.com.

What are the risks and what's in it for me?

Risk indicator :



The synthetic risk indicator shows the level of risk of this product compared with others. It indicates the probability that this product will incur losses in the event of market movements or if we are unable to pay you.

Beware of exchange rate risk. If the currency of your account is different from that of this Action, the sums you will receive will be

Performance scenarios

The unfavourable, intermediate, and favourable scenarios presented represent examples using the best and worst performances, as well as the average performance of the product, possibly supplemented by that of the reference indicator over the last ten years. Markets could evolve very differently in the future. The stress scenario shows what you could achieve in extreme market situations.

What you get out of this product depends on future market performance. Future market movements are unpredictable and cannot be accurately predicted.

Amounts in USD rounded to 10 USD near

Investment of 10 000 USD Scenarios		If you leave after 1 year	If you leave after 5 years (Recommended holding period)
Tension scenario	What you could get after deduction of costs Average annual yield	2 290 USD -77,05 %	1 340 USD -33,05 %
Unfavourable scenario	What you could get after deduction of costs Average annual yield	6 080 USD -39,19 %	12 170 USD 4,01 %
Intermediate scenario	What you could get after deduction of costs Average annual yield	10 630 USD 6,27 %	17 350 USD 11,65 %
Favourable scenario	What you could get after deduction of costs Average annual yield	27 770 USD 177,72 %	33 660 USD 27,48 %

The chiffres shown include all costs of the product itself, but not necessarily all charges due to your adviser or distributor. These chiffres do not consider your personal fiscale situation, which may also influence the amounts you receive.

What happens if Ixios Asset Management is unable to make the payments?

The product is a co-ownership of financial instruments and deposits that is separate from the portfolio management company. In the event of default by the portfolio management company, the assets of the product held by the custodian will not be affected. In the event of default by the custodian, the risk of financial loss to the product is mitigated by the legal segregation of the custodian's assets from those of the product.

What will this investment cost me?

The person selling or advising you on this product may ask you to pay additional costs. If so, they will tell you about these costs and show you how they affect your investment.

Costs over time

The tables show the amounts deducted from your investment to cover the different types of costs. These amounts depend on the amount you invest and the length of time you hold the product. The amounts shown here are illustrations based on an example of an investment amount and different possible investment periods.

We have assumed:

- that in the first year you would get back the amount you invested (0% annual return). That for the other holding periods, the product evolves as indicated in the intermediate scenario.
- 10 000 USD are invested.

Recommended holding period: 5 years Scenarios for an Investment of 10 000 USD	If you leave after 1 year	If you leave after 5 years (recommended holding period)
Total costs	705 USD	5 155 USD
Annual cost impact (*)	7,15 %	6,23 %

(*) It shows the extent to which costs reduce your return annually over the holding period. For example, it shows that if you exit at the end of the recommended holding period, your average return per year is expected to be 17,88 % before costs and 11,65 % after this deduction. These figures include the maximum distribution costs that the person selling you the product can charge you. This person will inform you of the actual distribution costs.

Composition of costs

The impact of annual costs if you leave after 1 year		
One-off entry or exit costs		
Entry costs	We do not charge an entry fee for this product.	200 USD
Exit costs	We do not charge any exit fees for this product.	0 USD
Recurring costs charged each year		
Management fees and other administrative or operating costs	1,48 % of the value of your investment per year. This is an estimate based on last year's actual costs.	148 USD
Transaction costs	3,01 % of the value of your investment per year. This is an estimate based on last year's actual costs.	301 USD
Ancillary costs levied under specific conditions		
Commissions Performance	15 % of the Fund's annual outperformance, net of fees, compared with the annual performance of the index NYSE Arca Gold Miners Net Total Return (GDMNTR), denominated in USDindex, calculated using the benchmark asset methodology. The calculation is applied on each Net Asset Value calculation date in accordance with the conditions described in the prospectus. Past underperformance over the last 5 years must be offset before a new performance fee provision can be recorded. Performance fees on assets under management, if any, are deducted at the end of the Fund's financial year. Performance fees on redemptions, if any, may be charged during the financial year.	66 USD

These costs do not include the operating expenses inherent in the operation of the underlying assets.

These costs may differ from the actual costs that the retail investor may incur.

How long do I have to keep it, and can I withdraw money early?

The recommended investment horizon is a minimum of 5 years.

You may request redemption of your shares on any day. Redemption transactions are carried out daily in accordance with the terms and conditions set out in the prospectus. Investors may be penalised if they hold their shares for less than the recommended period.

How do I make a complaint?

You may make a complaint about the product or the conduct of (i) the originator of the product, (ii) a person who provides advice about the product, or (iii) a person who sells the product by sending an e-mail or letter to the following persons, as applicable:

- If your complaint concerns the product itself or the behaviour of the initiator: please contact Ixios Asset Management by e-mail (compliance@ixios-am.com) or by post, preferably with return receipt, at Ixios Asset Management - 8, rue d'Aboukir 75002 Paris. A complaints handling procedure is available on the company's website: <https://ixios-am.com/fr/informations-reglementaires>
- If your complaint concerns a person who provides advice on the product or offers it, please contact that person directly.

IXIOS AM shall not be liable for any statement contained herein that is misleading, inaccurate, or inconsistent with the corresponding parts of the Fund's prospectus.

Other relevant information

If you are not satisfied with the response you receive, or if your contact does not reply within 1 month, you can also contact the AMF Ombudsman by filling in the electronic form on the AMF website (www.amf-france.org), or by post: Le Médiateur - Autorité des marchés financiers - 17, place de la Bourse - 75082 PARIS CEDEX 02.

The UCI is classified as Article 8 within the meaning of Regulation (EU) 2019/2088 on the publication of sustainability information in the financial services sector (known as the Disclosure Regulation).

The prospectus, articles of association, key investor information documents, notices to investors, financial reports and other information documents relating to the Fund, including the various published policies of the Fund, can be found on our website www.ixios-am.com. You may also request a copy of these documents from the registered office of the Management Company.

Where this product is used as a unit-linked carrier in a life insurance or capitalisation contract, additional information on this contract, such as the costs of the contract, which are not included in the costs set out in this document, the contact in the event of a claim and what happens if the insurance company defaults, is set out in the key information document for this contract, which must be provided by your insurer or broker or any other insurance intermediary in accordance with its legal obligation.

A Gates redemption cap mechanism may be implemented by the Management Company. For more information on this mechanism, please refer to the "Gates redemption cap mechanism" section of the Prospectus.

Past performance: You can download the Fund's past performance at www.ixios-am.com

Performance scenarios: You can consult the performance scenarios updated each month on www.ixios-am.com

Additional information for Switzerland: the fund's country of origin is France. In Switzerland, the representative and Paying Agent is Société Générale, Zurich Branch, Talacker 50, P.O. Box 5070, CH-8021 Zurich. The prospectus, key investor information, regulations or articles of association, annual and semi-annual reports may be obtained free of charge from the representative.

Product: IXIOS GOLD I - EUR

ISIN: FR0013447737 - Currency: EUR



Name of offeror: Ixios Asset Management

Website: www.ixios-am.com

Contact: call +33 1 89 19 87 30 for further information

Competent authority: The Autorité des Marchés Financiers (AMF) is responsible for supervising Ixios Asset Management with regard to this key information document. Ixios Asset Management is authorised in France under number GP-19000010 and regulated by the Autorité des Marchés Financiers.

Key information document production date: 1/30/2026.

Warning

You are about to buy a product that is not that simple and may be difficult to understand

What this product consists of

Type: Equities IXIOS GOLD I - EUR of the Undertaking for Collective Investment in Transferable Securities (UCITS) Ixios Gold Sub-Fund of the Ixios Funds SICAV.

Duration: The Fund is open-ended. The management company may dissolve the fund by liquidation or merger with another fund in the best interests of investors and in accordance with the Prospectus.

Objectives: IXIOS GOLD is a sub-fund seeking long-term performance through exposure to the equities of gold and precious metals companies. The objective of the sub-fund is to outperform its benchmark index over an investment period of 5 years, after considering ongoing costs, by investing at least 90% in securities selected based on extra-financial criteria using a proprietary rating methodology by considering environmental, social and governance ("ESG") aspects aimed at creating sustainable value.

Benchmark: NYSE Arca Gold Miners Index EUR Net Total Return (GDMEURNR), denominated in EUR index. This index, published by ICE Data Indices, is calculated with net dividends reinvested.

The Benchmark Indicator does not define the Fund's investment universe restrictively but enables investors to assess the risk profile they can expect when investing in the Fund.

Investment strategy: the Sub-Fund's investment strategy aims to build a concentrated portfolio of **gold and precious metals** stocks.

IXIOS Gold's management is based on rigorous stock picking, achieved through an investment process that includes qualitative criteria, internal and external analysis, and direct contact with the companies in which the fund invests.

The investment universe is essentially made up of equities of companies domiciled in Australia, Canada, the United States and the United Kingdom. However, the fund reserves the right to select securities from emerging countries or equities with a market capitalisation of less than USD 50 million, up to a limit of 10%.

The sub-fund invests at least 60% of its net assets in equities. Up to 100% of the equity portfolio may be denominated in currencies other than the Fund's reference currency, the US Dollar. This risk will not be systematically hedged. This will result in a maximum exposure to currency risk equivalent to 100% of the equity portfolio. The sub-fund may invest up to 20% of its net assets in Money Market Instruments, mainly for liquidity management purposes. These are instruments with a maturity of less than twelve months issued by governments in US dollars (e.g. T-Bills) of the high-grade type or higher (minimum short-term rating equivalent to A-1 on the Standard & Poor's rating scale/ P-1 for Moody's or F1 for Fitch Ratings or a rating deemed equivalent by the management company).

The sub-fund may invest in financial contracts traded on international markets, up to a limit of one time the sub-fund's net assets, in order to enter into: options on individual equities listed on regulated markets for exposure purposes; or forward exchange contracts (over the counter or standardised) or currency swaps in order to hedge exposure to certain currencies.

The Fund may also hold embedded derivatives (warrants or certificates) on an ancillary basis, for example in the case of a capital increase in a company with warrants attached.

The Sub-Fund may also invest up to 10% of its net assets in money market UCIs.

The Sub-Fund may hold up to 10% of its net assets in term deposits with the Custodian.

The sub-fund is an accumulation fund.

Target retail investors: This product is aimed at professional investors who have advanced knowledge and significant experience of investing in funds, who aim to increase the value of their investment over the recommended holding period and who are prepared to assume a high level of risk on their initial capital.

Redemption and transaction: Investors may obtain redemption on any business day upon simple request. Subscription and redemption requests are centralised each trading day before 6pm with our centralising agent Société Générale and executed based on the next net asset value dated the following day.

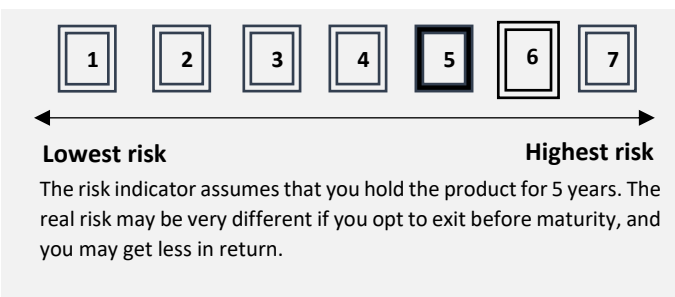
Custodian: Société Générale SA

Practical information: Further information on this Fund, including the prospectus and financial reports, may be obtained free of charge on request from Ixios Asset Management - 8, rue d'Aboukir, 75002 Paris, France.

The net asset value of the Funds is available at www.ixios-am.com.

What are the risks and what's in it for me?

Risk indicator :



The synthetic risk indicator shows the level of risk of this product compared with others. It indicates the probability that this product will incur losses in the event of market movements or if we are unable to pay you.

Beware of exchange rate risk. If the currency of your account is different from that of this Action, the sums you will receive will be

will depend on the exchange rate between currencies. This exchange rate risk is not considered in the indicator opposite.

We have classified this product in risk class 5 out of 7, which is a "high risk class".

In other words, the potential losses linked to the future results of the product are at a "high" level and, if the situation were to deteriorate on the markets, it is very likely that our ability to pay you would be affected.

Other materially relevant risks not included in the synthetic risk indicator: Market liquidity risk may accentuate variations in product performance.

As this product does not provide protection against the vagaries of the market, you could lose all or part of your investment.

In addition to the risks included in the risk indicator, other risks may influence the Fund's performance. Please refer to the fund prospectus. In addition to the risks included in the risk indicator, other risks may influence the Fund's performance. Please refer to the fund prospectus.

Performance scenarios

The unfavourable, intermediate, and favourable scenarios presented represent examples using the best and worst performances, as well as the average performance of the product, possibly supplemented by that of the reference indicator over the last ten years. Markets could evolve very differently in the future. The stress scenario shows what you could achieve in extreme market situations.

What you get out of this product depends on future market performance. Future market movements are unpredictable and cannot be accurately predicted.

Amounts in EUR rounded to 10 EUR near

Investment of 10 000 EUR Scenarios		If you leave after 1 year	If you leave after 5 years (Recommended holding period)
Tension scenario	What you could get after deduction of costs Average annual yield	2 880 EUR -71,24 %	1 810 EUR -28,97 %
Unfavourable scenario	What you could get after deduction of costs Average annual yield	7 160 EUR -28,41 %	14 460 EUR 7,65 %
Intermediate scenario	What you could get after deduction of costs Average annual yield	10 700 EUR 7,04 %	18 950 EUR 13,63 %
Favourable scenario	What you could get after deduction of costs Average annual yield	25 000 EUR 150,05 %	34 890 EUR 28,39 %

The chiffres shown include all costs of the product itself, but not necessarily all charges due to your adviser or distributor. These chiffres do not consider your personal fiscale situation, which may also influence the amounts you receive.

What happens if Ixios Asset Management is unable to make the payments?

The product is a co-ownership of financial instruments and deposits that is separate from the portfolio management company. In the event of default by the portfolio management company, the assets of the product held by the custodian will not be affected. In the event of default by the custodian, the risk of financial loss to the product is mitigated by the legal segregation of the custodian's assets from those of the product.

What will this investment cost me?

The person selling or advising you on this product may ask you to pay additional costs. If so, they will tell you about these costs and show you how they affect your investment.

Costs over time

The tables show the amounts deducted from your investment to cover the different types of costs. These amounts depend on the amount you invest and the length of time you hold the product. The amounts shown here are illustrations based on an example of an investment amount and different possible investment periods.

We have assumed:

- that in the first year you would get back the amount you invested (0% annual return). That for the other holding periods, the product evolves as indicated in the intermediate scenario.
- 10 000 EUR are invested.

Recommended holding period: 5 years Scenarios for an Investment of 10 000 EUR	If you leave after 1 year	If you leave after 5 years (recommended holding period)
Total costs	533 EUR	5 616 EUR
Annual cost impact (*)	5,33 %	6,06 %

(*) It shows the extent to which costs reduce your return annually over the holding period. For example, it shows that if you exit at the end of the recommended holding period, your average return per year is expected to be 19,69 % before costs and 13,63 % after this deduction. These figures include the maximum distribution costs that the person selling you the product can charge you. This person will inform you of the actual distribution costs.

Composition of costs

The impact of annual costs if you leave after 1 year		
One-off entry or exit costs		
Entry costs	We do not charge an entry fee for this product.	0 EUR
Exit costs	We do not charge any exit fees for this product.	0 EUR
Recurring costs charged each year		
Management fees and other administrative or operating costs	1,48 % of the value of your investment per year. This is an estimate based on last year's actual costs.	148 EUR
Transaction costs	3,01 % of the value of your investment per year. This is an estimate based on last year's actual costs.	301 EUR
Ancillary costs levied under specific conditions		
Commissions Performance	15 % of the Fund's annual outperformance, net of fees, compared with the annual performance of the index NYSE Arca Gold Miners Index EUR Net Total Return (GDMEURNR), denominated in EURindex, calculated using the benchmark asset methodology. The calculation is applied on each Net Asset Value calculation date in accordance with the conditions described in the prospectus. Past underperformance over the last 5 years must be offset before a new performance fee provision can be recorded. Performance fees on assets under management, if any, are deducted at the end of the Fund's financial year. Performance fees on redemptions, if any, may be charged during the financial year.	83 EUR

These costs do not include the operating expenses inherent in the operation of the underlying assets.

These costs may differ from the actual costs that the retail investor may incur.

How long do I have to keep it, and can I withdraw money early?

The recommended investment horizon is a minimum of 5 years.

You may request redemption of your shares on any day. Redemption transactions are carried out daily in accordance with the terms and conditions set out in the prospectus. Investors may be penalised if they hold their shares for less than the recommended period.

How do I make a complaint?

You may make a complaint about the product or the conduct of (i) the originator of the product, (ii) a person who provides advice about the product, or (iii) a person who sells the product by sending an e-mail or letter to the following persons, as applicable:

- If your complaint concerns the product itself or the behaviour of the initiator: please contact Ixios Asset Management by e-mail (compliance@ixios-am.com) or by post, preferably with return receipt, at Ixios Asset Management - 8, rue d'Aboukir 75002 Paris. A complaints handling procedure is available on the company's website: <https://ixios-am.com/fr/informations-reglementaires>
- If your complaint concerns a person who provides advice on the product or offers it, please contact that person directly.

IXIOS AM shall not be liable for any statement contained herein that is misleading, inaccurate, or inconsistent with the corresponding parts of the Fund's prospectus.

Other relevant information

If you are not satisfied with the response you receive, or if your contact does not reply within 1 month, you can also contact the AMF Ombudsman by filling in the electronic form on the AMF website (www.amf-france.org), or by post: Le Médiateur - Autorité des marchés financiers - 17, place de la Bourse - 75082 PARIS CEDEX 02.

The UCI is classified as Article 8 within the meaning of Regulation (EU) 2019/2088 on the publication of sustainability information in the financial services sector (known as the Disclosure Regulation).

The prospectus, articles of association, key investor information documents, notices to investors, financial reports and other information documents relating to the Fund, including the various published policies of the Fund, can be found on our website www.ixios-am.com. You may also request a copy of these documents from the registered office of the Management Company.

Where this product is used as a unit-linked carrier in a life insurance or capitalisation contract, additional information on this contract, such as the costs of the contract, which are not included in the costs set out in this document, the contact in the event of a claim and what happens if the insurance company defaults, is set out in the key information document for this contract, which must be provided by your insurer or broker or any other insurance intermediary in accordance with its legal obligation.

A Gates redemption cap mechanism may be implemented by the Management Company. For more information on this mechanism, please refer to the "Gates redemption cap mechanism" section of the Prospectus.

Past performance: You can download the Fund's past performance at www.ixios-am.com

Performance scenarios: You can consult the performance scenarios updated each month on www.ixios-am.com

Additional information for Switzerland: the fund's country of origin is France. In Switzerland, the representative and Paying Agent is Société Générale, Zurich Branch, Talacker 50, P.O. Box 5070, CH-8021 Zurich. The prospectus, key investor information, regulations or articles of association, annual and semi-annual reports may be obtained free of charge from the representative.

Product: IXIOS GOLD I - CHF

ISIN: FR001400UFH1 - Currency: CHF



Name of offeror: Ixios Asset Management

Website: www.ixios-am.com

Contact: call +33 1 89 19 87 30 for further information

Competent authority: The Autorité des Marchés Financiers (AMF) is responsible for supervising Ixios Asset Management with regard to this key information document. Ixios Asset Management is authorised in France under number GP-19000010 and regulated by the Autorité des Marchés Financiers.

Key information document production date: 1/30/2026.

Warning

You are about to buy a product that is not that simple and may be difficult to understand

What this product consists of

Type: Equities IXIOS GOLD I - CHF of the Undertaking for Collective Investment in Transferable Securities (UCITS) Ixios Gold Sub-Fund of the Ixios Funds SICAV.

Duration: The Fund is open-ended. The management company may dissolve the fund by liquidation or merger with another fund in the best interests of investors and in accordance with the Prospectus.

Objectives: IXIOS GOLD is a sub-fund seeking long-term performance through exposure to the equities of gold and precious metals companies. The objective of the sub-fund is to outperform its benchmark index over an investment period of 5 years, after considering ongoing costs, by investing at least 90% in securities selected based on extra-financial criteria using a proprietary rating methodology by considering environmental, social and governance ("ESG") aspects aimed at creating sustainable value.

Benchmark: NYSE Arca Gold Miners Net Total Return (GDMNTR), converted in CHF index. This index, published by ICE Data Indices, is calculated with net dividends reinvested.

The Benchmark Indicator does not define the Fund's investment universe restrictively but enables investors to assess the risk profile they can expect when investing in the Fund.

Investment strategy: the Sub-Fund's investment strategy aims to build a concentrated portfolio of **gold and precious metals** stocks.

IXIOS Gold's management is based on rigorous stock picking, achieved through an investment process that includes qualitative criteria, internal and external analysis, and direct contact with the companies in which the fund invests.

The investment universe is essentially made up of equities of companies domiciled in Australia, Canada, the United States and the United Kingdom. However, the fund reserves the right to select securities from emerging countries or equities with a market capitalisation of less than USD 50 million, up to a limit of 10%.

The sub-fund invests at least 60% of its net assets in equities. Up to 100% of the equity portfolio may be denominated in currencies other than the Fund's reference currency, the US Dollar. This risk will not be systematically hedged. This will result in a maximum exposure to currency risk equivalent to 100% of the equity portfolio. The sub-fund may invest up to 20% of its net assets in Money Market Instruments, mainly for liquidity management purposes. These are instruments with a maturity of less than twelve months issued by governments in US dollars (e.g. T-Bills) of the high-grade type or higher (minimum short-term rating equivalent to A-1 on the Standard & Poor's rating scale/ P-1 for Moody's or F1 for Fitch Ratings or a rating deemed equivalent by the management company).

The sub-fund may invest in financial contracts traded on international markets, up to a limit of one time the sub-fund's net assets, in order to enter into: options on individual equities listed on regulated markets for exposure purposes; or forward exchange contracts (over the counter or standardised) or currency swaps in order to hedge exposure to certain currencies.

The Fund may also hold embedded derivatives (warrants or certificates) on an ancillary basis, for example in the case of a capital increase in a company with warrants attached.

The Sub-Fund may also invest up to 10% of its net assets in money market UCIs.

The Sub-Fund may hold up to 10% of its net assets in term deposits with the Custodian.

The sub-fund is an accumulation fund.

Target retail investors: This product is aimed at professional investors who have advanced knowledge and significant experience of investing in funds, who aim to increase the value of their investment over the recommended holding period and who are prepared to assume a high level of risk on their initial capital.

Redemption and transaction: Investors may obtain redemption on any business day upon simple request. Subscription and redemption requests are centralised each trading day before 6pm with our centralising agent Société Générale and executed based on the next net asset value dated the following day.

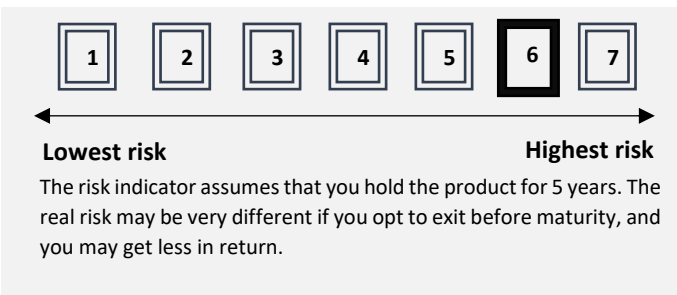
Custodian: Société Générale SA

Practical information: Further information on this Fund, including the prospectus and financial reports, may be obtained free of charge on request from Ixios Asset Management - 8, rue d'Aboukir, 75002 Paris, France.

The net asset value of the Funds is available at www.ixios-am.com.

What are the risks and what's in it for me?

Risk indicator :



The synthetic risk indicator shows the level of risk of this product compared with others. It indicates the probability that this product will incur losses in the event of market movements or if we are unable to pay you.

Beware of exchange rate risk. If the currency of your account is different from that of this Action, the sums you will receive will be

Performance scenarios

The unfavourable, intermediate, and favourable scenarios presented represent examples using the best and worst performances, as well as the average performance of the product, possibly supplemented by that of the reference indicator over the last ten years. Markets could evolve very differently in the future. The stress scenario shows what you could achieve in extreme market situations.

What you get out of this product depends on future market performance. Future market movements are unpredictable and cannot be accurately predicted.

Amounts in CHF rounded to 10 CHF near

Investment of 10 000 CHF Scenarios		If you leave after 1 year	If you leave after 5 years (Recommended holding period)
Tension scenario	What you could get after deduction of costs Average annual yield	2 610 CHF -73,93 %	1 680 CHF -30,02 %
Unfavourable scenario	What you could get after deduction of costs Average annual yield	7 520 CHF -24,79 %	10 450 CHF 0,88 %
Intermediate scenario	What you could get after deduction of costs Average annual yield	10 720 CHF 7,22 %	13 670 CHF 6,45 %
Favourable scenario	What you could get after deduction of costs Average annual yield	24 720 CHF 147,21 %	28 520 CHF 23,32 %

The chiffrs shown include all costs of the product itself, but not necessarily all charges due to your adviser or distributor. These chiffrs do not consider your personal fiscale situation, which may also influence the amounts you receive.

What happens if Ixios Asset Management is unable to make the payments?

The product is a co-ownership of financial instruments and deposits that is separate from the portfolio management company. In the event of default by the portfolio management company, the assets of the product held by the custodian will not be affected. In the event of default by the custodian, the risk of financial loss to the product is mitigated by the legal segregation of the custodian's assets from those of the product.

What will this investment cost me?

The person selling or advising you on this product may ask you to pay additional costs. If so, they will tell you about these costs and show you how they affect your investment.

Costs over time

The tables show the amounts deducted from your investment to cover the different types of costs. These amounts depend on the amount you invest and the length of time you hold the product. The amounts shown here are illustrations based on an example of an investment amount and different possible investment periods.

We have assumed:

- that in the first year you would get back the amount you invested (0% annual return). That for the other holding periods, the product evolves as indicated in the intermediate scenario.
- 10 000 CHF are invested.

Recommended holding period: 5 years Scenarios for an Investment of 10 000 CHF	If you leave after 1 year	If you leave after 5 years (recommended holding period)
Total costs	244 CHF	1 750 CHF
Annual cost impact (*)	2,44 %	2,60 %

(*) It shows the extent to which costs reduce your return annually over the holding period. For example, it shows that if you exit at the end of the recommended holding period, your average return per year is expected to be 9,04 % before costs and 6,45 % after this deduction. These figures include the maximum distribution costs that the person selling you the product can charge you. This person will inform you of the actual distribution costs.

Composition of costs

The impact of annual costs if you leave after 1 year		
One-off entry or exit costs		
Entry costs	We do not charge an entry fee for this product.	0 CHF
Exit costs	We do not charge any exit fees for this product.	0 CHF
Recurring costs charged each year		
Management fees and other administrative or operating costs	1,46 % of the value of your investment per year. This is an estimate based on last year's actual costs.	146 CHF
Transaction costs	0,98 % of the value of your investment per year. This is an estimate based on last year's actual costs.	98 CHF
Ancillary costs levied under specific conditions		
Commissions Performance	15 % of the Fund's annual outperformance, net of fees, compared with the annual performance of the index NYSE Arca Gold Miners Net Total Return (GDMNTR), converted in CHIndex, calculated using the benchmark asset methodology. The calculation is applied on each Net Asset Value calculation date in accordance with the conditions described in the prospectus. Past underperformance over the last 5 years must be offset before a new performance fee provision can be recorded. Performance fees on assets under management, if any, are deducted at the end of the Fund's financial year. Performance fees on redemptions, if any, may be charged during the financial year.	0 CHF

These costs do not include the operating expenses inherent in the operation of the underlying assets.

These costs may differ from the actual costs that the retail investor may incur.

How long do I have to keep it, and can I withdraw money early?

The recommended investment horizon is a minimum of 5 years.

You may request redemption of your shares on any day. Redemption transactions are carried out daily in accordance with the terms and conditions set out in the prospectus. Investors may be penalised if they hold their shares for less than the recommended period.

How do I make a complaint?

You may make a complaint about the product or the conduct of (i) the originator of the product, (ii) a person who provides advice about the product, or (iii) a person who sells the product by sending an e-mail or letter to the following persons, as applicable:

- If your complaint concerns the product itself or the behaviour of the initiator: please contact Ixios Asset Management by e-mail (compliance@ixios-am.com) or by post, preferably with return receipt, at Ixios Asset Management - 8, rue d'Aboukir 75002 Paris. A complaints handling procedure is available on the company's website: <https://ixios-am.com/fr/informations-reglementaires>
- If your complaint concerns a person who provides advice on the product or offers it, please contact that person directly.

IXIOS AM shall not be liable for any statement contained herein that is misleading, inaccurate, or inconsistent with the corresponding parts of the Fund's prospectus.

Other relevant information

If you are not satisfied with the response you receive, or if your contact does not reply within 1 month, you can also contact the AMF Ombudsman by filling in the electronic form on the AMF website (www.amf-france.org), or by post: Le Médiateur - Autorité des marchés financiers - 17, place de la Bourse - 75082 PARIS CEDEX 02.

The UCI is classified as Article 8 within the meaning of Regulation (EU) 2019/2088 on the publication of sustainability information in the financial services sector (known as the Disclosure Regulation).

The prospectus, articles of association, key investor information documents, notices to investors, financial reports and other information documents relating to the Fund, including the various published policies of the Fund, can be found on our website www.ixios-am.com. You may also request a copy of these documents from the registered office of the Management Company.

Where this product is used as a unit-linked carrier in a life insurance or capitalisation contract, additional information on this contract, such as the costs of the contract, which are not included in the costs set out in this document, the contact in the event of a claim and what happens if the insurance company defaults, is set out in the key information document for this contract, which must be provided by your insurer or broker or any other insurance intermediary in accordance with its legal obligation.

A Gates redemption cap mechanism may be implemented by the Management Company. For more information on this mechanism, please refer to the "Gates redemption cap mechanism" section of the Prospectus.

Past performance: You can download the Fund's past performance at www.ixios-am.com

Performance scenarios: You can consult the performance scenarios updated each month on www.ixios-am.com

Additional information for Switzerland: the fund's country of origin is France. In Switzerland, the representative and Paying Agent is Société Générale, Zurich Branch, Talacker 50, P.O. Box 5070, CH-8021 Zurich. The prospectus, key investor information, regulations or articles of association, annual and semi-annual reports may be obtained free of charge from the representative.

Product: IXIOS GOLD S - USD

ISIN: FR0013476165 - Currency: USD



Name of offeror: Ixios Asset Management

Website: www.ixios-am.com

Contact: call +33 1 89 19 87 30 for further information

Competent authority: The Autorité des Marchés Financiers (AMF) is responsible for supervising Ixios Asset Management with regard to this key information document. Ixios Asset Management is authorised in France under number GP-19000010 and regulated by the Autorité des Marchés Financiers.

Key information document production date: 1/30/2026.

Warning

You are about to buy a product that is not that simple and may be difficult to understand

What this product consists of

Type: Equities IXIOS GOLD S - USD of the Undertaking for Collective Investment in Transferable Securities (UCITS) Ixios Gold Sub-Fund of the Ixios Funds SICAV.

Duration: The Fund is open-ended. The management company may dissolve the fund by liquidation or merger with another fund in the best interests of investors and in accordance with the Prospectus.

Objectives: IXIOS GOLD is a sub-fund seeking long-term performance through exposure to the equities of gold and precious metals companies. The objective of the sub-fund is to outperform its benchmark index over an investment period of 5 years, after considering ongoing costs, by investing at least 90% in securities selected based on extra-financial criteria using a proprietary rating methodology by considering environmental, social and governance ("ESG") aspects aimed at creating sustainable value.

Benchmark: NYSE Arca Gold Miners Net Total Return (GDMNTR), denominated in USD index. This index, published by ICE Data Indices, is calculated with net dividends reinvested.

The Benchmark Indicator does not define the Fund's investment universe restrictively but enables investors to assess the risk profile they can expect when investing in the Fund.

Investment strategy: the Sub-Fund's investment strategy aims to build a concentrated portfolio of **gold and precious metals** stocks.

IXIOS Gold's management is based on rigorous stock picking, achieved through an investment process that includes qualitative criteria, internal and external analysis, and direct contact with the companies in which the fund invests.

The investment universe is essentially made up of equities of companies domiciled in Australia, Canada, the United States and the United Kingdom. However, the fund reserves the right to select securities from emerging countries or equities with a market capitalisation of less than USD 50 million, up to a limit of 10%.

The sub-fund invests at least 60% of its net assets in equities. Up to 100% of the equity portfolio may be denominated in currencies other than the Fund's reference currency, the US Dollar. This risk will not be systematically hedged. This will result in a maximum exposure to currency risk equivalent to 100% of the equity portfolio. The sub-fund may invest up to 20% of its net assets in Money Market Instruments, mainly for liquidity management purposes. These are instruments with a maturity of less than twelve months issued by governments in US dollars (e.g. T-Bills) of the high-grade type or higher (minimum short-term rating equivalent to A-1 on the Standard & Poor's rating scale/ P-1 for Moody's or F1 for Fitch Ratings or a rating deemed equivalent by the management company).

The sub-fund may invest in financial contracts traded on international markets, up to a limit of one time the sub-fund's net assets, in order to enter into: options on individual equities listed on regulated markets for exposure purposes; or forward exchange contracts (over the counter or standardised) or currency swaps in order to hedge exposure to certain currencies.

The Fund may also hold embedded derivatives (warrants or certificates) on an ancillary basis, for example in the case of a capital increase in a company with warrants attached.

The Sub-Fund may also invest up to 10% of its net assets in money market UCIs.

The Sub-Fund may hold up to 10% of its net assets in term deposits with the Custodian.

The sub-fund is an accumulation fund.

Target retail investors: This product is aimed at professional investors who have advanced knowledge and significant experience of investing in funds, who aim to increase the value of their investment over the recommended holding period and who are prepared to assume a high level of risk on their initial capital.

Redemption and transaction: Investors may obtain redemption on any business day upon simple request. Subscription and redemption requests are centralised each trading day before 6pm with our centralising agent Société Générale and executed based on the next net asset value dated the following day.

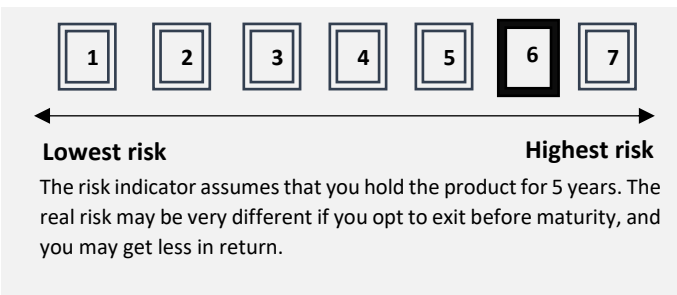
Custodian: Société Générale SA

Practical information: Further information on this Fund, including the prospectus and financial reports, may be obtained free of charge on request from Ixios Asset Management - 8, rue d'Aboukir, 75002 Paris, France.

The net asset value of the Funds is available at www.ixios-am.com.

What are the risks and what's in it for me?

Risk indicator :



The synthetic risk indicator shows the level of risk of this product compared with others. It indicates the probability that this product will incur losses in the event of market movements or if we are unable to pay you.

Beware of exchange rate risk. If the currency of your account is different from that of this Action, the sums you will receive will be

Performance scenarios

The unfavourable, intermediate, and favourable scenarios presented represent examples using the best and worst performances, as well as the average performance of the product, possibly supplemented by that of the reference indicator over the last ten years. Markets could evolve very differently in the future. The stress scenario shows what you could achieve in extreme market situations.

What you get out of this product depends on future market performance. Future market movements are unpredictable and cannot be accurately predicted.

Amounts in USD rounded to 10 USD near

Investment of 10 000 USD Scenarios		If you leave after 1 year	If you leave after 5 years (Recommended holding period)
Tension scenario	What you could get after deduction of costs Average annual yield	2 740 USD -72,56 %	1 630 USD -30,44 %
Unfavourable scenario	What you could get after deduction of costs Average annual yield	6 480 USD -35,20 %	11 350 USD 2,56 %
Intermediate scenario	What you could get after deduction of costs Average annual yield	10 840 USD 8,43 %	15 900 USD 9,72 %
Favourable scenario	What you could get after deduction of costs Average annual yield	28 790 USD 187,93 %	35 770 USD 29,03 %

The chiffres shown include all costs of the product itself, but not necessarily all charges due to your adviser or distributor. These chiffres do not consider your personal fiscale situation, which may also influence the amounts you receive.

What happens if Ixios Asset Management is unable to make the payments?

The product is a co-ownership of financial instruments and deposits that is separate from the portfolio management company. In the event of default by the portfolio management company, the assets of the product held by the custodian will not be affected. In the event of default by the custodian, the risk of financial loss to the product is mitigated by the legal segregation of the custodian's assets from those of the product.

What will this investment cost me?

The person selling or advising you on this product may ask you to pay additional costs. If so, they will tell you about these costs and show you how they affect your investment.

Costs over time

The tables show the amounts deducted from your investment to cover the different types of costs. These amounts depend on the amount you invest and the length of time you hold the product. The amounts shown here are illustrations based on an example of an investment amount and different possible investment periods.

We have assumed:

- that in the first year you would get back the amount you invested (0% annual return). That for the other holding periods, the product evolves as indicated in the intermediate scenario.
- 10 000 USD are invested.

Recommended holding period: 5 years Scenarios for an Investment of 10 000 USD	If you leave after 1 year	If you leave after 5 years (recommended holding period)
Total costs	490 USD	4 295 USD
Annual cost impact (*)	4,90 %	5,38 %

(*) It shows the extent to which costs reduce your return annually over the holding period. For example, it shows that if you exit at the end of the recommended holding period, your average return per year is expected to be 15,09 % before costs and 9,72 % after this deduction. These figures include the maximum distribution costs that the person selling you the product can charge you. This person will inform you of the actual distribution costs.

Composition of costs

The impact of annual costs if you leave after 1 year		
One-off entry or exit costs		
Entry costs	We do not charge an entry fee for this product.	0 USD
Exit costs	We do not charge any exit fees for this product.	0 USD
Recurring costs charged each year		
Management fees and other administrative or operating costs	1,12 % of the value of your investment per year. This is an estimate based on last year's actual costs.	112 USD
Transaction costs	3,01 % of the value of your investment per year. This is an estimate based on last year's actual costs.	301 USD
Ancillary costs levied under specific conditions		
Commissions Performance	15 % of the Fund's annual outperformance, net of fees, compared with the annual performance of the index NYSE Arca Gold Miners Net Total Return (GDMNTR), denominated in USDindex, calculated using the benchmark asset methodology. The calculation is applied on each Net Asset Value calculation date in accordance with the conditions described in the prospectus. Past underperformance over the last 5 years must be offset before a new performance fee provision can be recorded. Performance fees on assets under management, if any, are deducted at the end of the Fund's financial year. Performance fees on redemptions, if any, may be charged during the financial year.	76 USD

These costs do not include the operating expenses inherent in the operation of the underlying assets.

These costs may differ from the actual costs that the retail investor may incur.

How long do I have to keep it, and can I withdraw money early?

The recommended investment horizon is a minimum of 5 years.

You may request redemption of your shares on any day. Redemption transactions are carried out daily in accordance with the terms and conditions set out in the prospectus. Investors may be penalised if they hold their shares for less than the recommended period.

How do I make a complaint?

You may make a complaint about the product or the conduct of (i) the originator of the product, (ii) a person who provides advice about the product, or (iii) a person who sells the product by sending an e-mail or letter to the following persons, as applicable:

- If your complaint concerns the product itself or the behaviour of the initiator: please contact Ixios Asset Management by e-mail (compliance@ixios-am.com) or by post, preferably with return receipt, at Ixios Asset Management - 8, rue d'Aboukir 75002 Paris. A complaints handling procedure is available on the company's website: <https://ixios-am.com/fr/informations-reglementaires>
- If your complaint concerns a person who provides advice on the product or offers it, please contact that person directly.

IXIOS AM shall not be liable for any statement contained herein that is misleading, inaccurate, or inconsistent with the corresponding parts of the Fund's prospectus.

Other relevant information

If you are not satisfied with the response you receive, or if your contact does not reply within 1 month, you can also contact the AMF Ombudsman by filling in the electronic form on the AMF website (www.amf-france.org), or by post: Le Médiateur - Autorité des marchés financiers - 17, place de la Bourse - 75082 PARIS CEDEX 02.

The UCI is classified as Article 8 within the meaning of Regulation (EU) 2019/2088 on the publication of sustainability information in the financial services sector (known as the Disclosure Regulation).

The prospectus, articles of association, key investor information documents, notices to investors, financial reports and other information documents relating to the Fund, including the various published policies of the Fund, can be found on our website www.ixios-am.com. You may also request a copy of these documents from the registered office of the Management Company.

Where this product is used as a unit-linked carrier in a life insurance or capitalisation contract, additional information on this contract, such as the costs of the contract, which are not included in the costs set out in this document, the contact in the event of a claim and what happens if the insurance company defaults, is set out in the key information document for this contract, which must be provided by your insurer or broker or any other insurance intermediary in accordance with its legal obligation.

A Gates redemption cap mechanism may be implemented by the Management Company. For more information on this mechanism, please refer to the "Gates redemption cap mechanism" section of the Prospectus.

Past performance: You can download the Fund's past performance at www.ixios-am.com

Performance scenarios: You can consult the performance scenarios updated each month on www.ixios-am.com

Additional information for Switzerland: the fund's country of origin is France. In Switzerland, the representative and Paying Agent is Société Générale, Zurich Branch, Talacker 50, P.O. Box 5070, CH-8021 Zurich. The prospectus, key investor information, regulations or articles of association, annual and semi-annual reports may be obtained free of charge from the representative.

Product: IXIOS GOLD S - EUR

ISIN: FR0013476173 - Currency: EUR



Name of offeror: Ixios Asset Management

Website: www.ixios-am.com

Contact: call +33 1 89 19 87 30 for further information

Competent authority: The Autorité des Marchés Financiers (AMF) is responsible for supervising Ixios Asset Management with regard to this key information document. Ixios Asset Management is authorised in France under number GP-19000010 and regulated by the Autorité des Marchés Financiers.

Key information document production date: 1/30/2026.

Warning

You are about to buy a product that is not that simple and may be difficult to understand

What this product consists of

Type: Equities IXIOS GOLD S - EUR of the Undertaking for Collective Investment in Transferable Securities (UCITS) Ixios Gold Sub-Fund of the Ixios Funds SICAV.

Duration: The Fund is open-ended. The management company may dissolve the fund by liquidation or merger with another fund in the best interests of investors and in accordance with the Prospectus.

Objectives: IXIOS GOLD is a sub-fund seeking long-term performance through exposure to the equities of gold and precious metals companies. The objective of the sub-fund is to outperform its benchmark index over an investment period of 5 years, after considering ongoing costs, by investing at least 90% in securities selected based on extra-financial criteria using a proprietary rating methodology by considering environmental, social and governance ("ESG") aspects aimed at creating sustainable value.

Benchmark: NYSE Arca Gold Miners Index EUR Net Total Return (GDMEURNR), denominated in EUR index. This index, published by ICE Data Indices, is calculated with net dividends reinvested.

The Benchmark Indicator does not define the Fund's investment universe restrictively but enables investors to assess the risk profile they can expect when investing in the Fund.

Investment strategy: the Sub-Fund's investment strategy aims to build a concentrated portfolio of **gold and precious metals** stocks.

IXIOS Gold's management is based on rigorous stock picking, achieved through an investment process that includes qualitative criteria, internal and external analysis, and direct contact with the companies in which the fund invests.

The investment universe is essentially made up of equities of companies domiciled in Australia, Canada, the United States and the United Kingdom. However, the fund reserves the right to select securities from emerging countries or equities with a market capitalisation of less than USD 50 million, up to a limit of 10%.

The sub-fund invests at least 60% of its net assets in equities. Up to 100% of the equity portfolio may be denominated in currencies other than the Fund's reference currency, the US Dollar. This risk will not be systematically hedged. This will result in a maximum exposure to currency risk equivalent to 100% of the equity portfolio. The sub-fund may invest up to 20% of its net assets in Money Market Instruments, mainly for liquidity management purposes. These are instruments with a maturity of less than twelve months issued by governments in US dollars (e.g. T-Bills) of the high-grade type or higher (minimum short-term rating equivalent to A-1 on the Standard & Poor's rating scale/ P-1 for Moody's or F1 for Fitch Ratings or a rating deemed equivalent by the management company).

The sub-fund may invest in financial contracts traded on international markets, up to a limit of one time the sub-fund's net assets, in order to enter into: options on individual equities listed on regulated markets for exposure purposes; or forward exchange contracts (over the counter or standardised) or currency swaps in order to hedge exposure to certain currencies.

The Fund may also hold embedded derivatives (warrants or certificates) on an ancillary basis, for example in the case of a capital increase in a company with warrants attached.

The Sub-Fund may also invest up to 10% of its net assets in money market UCIs.

The Sub-Fund may hold up to 10% of its net assets in term deposits with the Custodian.

The sub-fund is an accumulation fund.

Target retail investors: This product is aimed at professional investors who have advanced knowledge and significant experience of investing in funds, who aim to increase the value of their investment over the recommended holding period and who are prepared to assume a high level of risk on their initial capital.

Redemption and transaction: Investors may obtain redemption on any business day upon simple request. Subscription and redemption requests are centralised each trading day before 6pm with our centralising agent Société Générale and executed based on the next net asset value dated the following day.

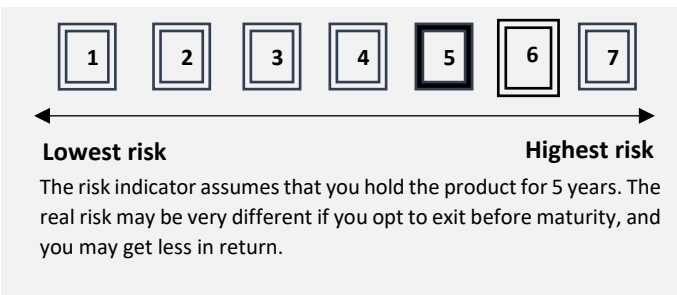
Custodian: Société Générale SA

Practical information: Further information on this Fund, including the prospectus and financial reports, may be obtained free of charge on request from Ixios Asset Management - 8, rue d'Aboukir, 75002 Paris, France.

The net asset value of the Funds is available at www.ixios-am.com.

What are the risks and what's in it for me?

Risk indicator :



The synthetic risk indicator shows the level of risk of this product compared with others. It indicates the probability that this product will incur losses in the event of market movements or if we are unable to pay you.

Beware of exchange rate risk. If the currency of your account is different from that of this Action, the sums you will receive will be

Performance scenarios

The unfavourable, intermediate, and favourable scenarios presented represent examples using the best and worst performances, as well as the average performance of the product, possibly supplemented by that of the reference indicator over the last ten years. Markets could evolve very differently in the future. The stress scenario shows what you could achieve in extreme market situations.

What you get out of this product depends on future market performance. Future market movements are unpredictable and cannot be accurately predicted.

Amounts in EUR rounded to 10 EUR near

Investment of 10 000 EUR Scenarios		If you leave after 1 year	If you leave after 5 years (Recommended holding period)
Tension scenario	What you could get after deduction of costs Average annual yield	2 770 EUR -72,25 %	1 790 EUR -29,11 %
Unfavourable scenario	What you could get after deduction of costs Average annual yield	7 160 EUR -28,41 %	11 310 EUR 2,49 %
Intermediate scenario	What you could get after deduction of costs Average annual yield	10 750 EUR 7,46 %	15 650 EUR 9,38 %
Favourable scenario	What you could get after deduction of costs Average annual yield	25 240 EUR 152,38 %	33 880 EUR 27,64 %

The chiffres shown include all costs of the product itself, but not necessarily all charges due to your adviser or distributor. These chiffres do not consider your personal fiscale situation, which may also influence the amounts you receive.

What happens if Ixios Asset Management is unable to make the payments?

The product is a co-ownership of financial instruments and deposits that is separate from the portfolio management company. In the event of default by the portfolio management company, the assets of the product held by the custodian will not be affected. In the event of default by the custodian, the risk of financial loss to the product is mitigated by the legal segregation of the custodian's assets from those of the product.

What will this investment cost me?

The person selling or advising you on this product may ask you to pay additional costs. If so, they will tell you about these costs and show you how they affect your investment.

Costs over time

The tables show the amounts deducted from your investment to cover the different types of costs. These amounts depend on the amount you invest and the length of time you hold the product. The amounts shown here are illustrations based on an example of an investment amount and different possible investment periods.

We have assumed:

- that in the first year you would get back the amount you invested (0% annual return). That for the other holding periods, the product evolves as indicated in the intermediate scenario.
- 10 000 EUR are invested.

Recommended holding period: 5 years Scenarios for an Investment of 10 000 EUR	If you leave after 1 year	If you leave after 5 years (recommended holding period)
Total costs	450 EUR	3 857 EUR
Annual cost impact (*)	4,50 %	4,93 %

(*) It shows the extent to which costs reduce your return annually over the holding period. For example, it shows that if you exit at the end of the recommended holding period, your average return per year is expected to be 14,30 % before costs and 9,38 % after this deduction. These figures include the maximum distribution costs that the person selling you the product can charge you. This person will inform you of the actual distribution costs.

Composition of costs

The impact of annual costs if you leave after 1 year		
One-off entry or exit costs		
Entry costs	We do not charge an entry fee for this product.	0 EUR
Exit costs	We do not charge any exit fees for this product.	0 EUR
Recurring costs charged each year		
Management fees and other administrative or operating costs	0,74 % of the value of your investment per year. This is an estimate based on last year's actual costs.	74 EUR
Transaction costs	3,01 % of the value of your investment per year. This is an estimate based on last year's actual costs.	301 EUR
Ancillary costs levied under specific conditions		
Commissions Performance	10 % of the Fund's annual outperformance, net of fees, compared with the annual performance of the index NYSE Arca Gold Miners Index EUR Net Total Return (GDMEURNR), denominated in EURindex, calculated using the benchmark asset methodology. The calculation is applied on each Net Asset Value calculation date in accordance with the conditions described in the prospectus. Past underperformance over the last 5 years must be offset before a new performance fee provision can be recorded. Performance fees on assets under management, if any, are deducted at the end of the Fund's financial year. Performance fees on redemptions, if any, may be charged during the financial year.	75 EUR

These costs do not include the operating expenses inherent in the operation of the underlying assets.

These costs may differ from the actual costs that the retail investor may incur.

How long do I have to keep it, and can I withdraw money early?

The recommended investment horizon is a minimum of 5 years.

You may request redemption of your shares on any day. Redemption transactions are carried out daily in accordance with the terms and conditions set out in the prospectus. Investors may be penalised if they hold their shares for less than the recommended period.

How do I make a complaint?

You may make a complaint about the product or the conduct of (i) the originator of the product, (ii) a person who provides advice about the product, or (iii) a person who sells the product by sending an e-mail or letter to the following persons, as applicable:

- If your complaint concerns the product itself or the behaviour of the initiator: please contact Ixios Asset Management by e-mail (compliance@ixios-am.com) or by post, preferably with return receipt, at Ixios Asset Management - 8, rue d'Aboukir 75002 Paris. A complaints handling procedure is available on the company's website: <https://ixios-am.com/fr/informations-reglementaires>
- If your complaint concerns a person who provides advice on the product or offers it, please contact that person directly.

IXIOS AM shall not be liable for any statement contained herein that is misleading, inaccurate, or inconsistent with the corresponding parts of the Fund's prospectus.

Other relevant information

If you are not satisfied with the response you receive, or if your contact does not reply within 1 month, you can also contact the AMF Ombudsman by filling in the electronic form on the AMF website (www.amf-france.org), or by post: Le Médiateur - Autorité des marchés financiers - 17, place de la Bourse - 75082 PARIS CEDEX 02.

The UCI is classified as Article 8 within the meaning of Regulation (EU) 2019/2088 on the publication of sustainability information in the financial services sector (known as the Disclosure Regulation).

The prospectus, articles of association, key investor information documents, notices to investors, financial reports and other information documents relating to the Fund, including the various published policies of the Fund, can be found on our website www.ixios-am.com. You may also request a copy of these documents from the registered office of the Management Company.

Where this product is used as a unit-linked carrier in a life insurance or capitalisation contract, additional information on this contract, such as the costs of the contract, which are not included in the costs set out in this document, the contact in the event of a claim and what happens if the insurance company defaults, is set out in the key information document for this contract, which must be provided by your insurer or broker or any other insurance intermediary in accordance with its legal obligation.

A Gates redemption cap mechanism may be implemented by the Management Company. For more information on this mechanism, please refer to the "Gates redemption cap mechanism" section of the Prospectus.

Past performance: You can download the Fund's past performance at www.ixios-am.com

Performance scenarios: You can consult the performance scenarios updated each month on www.ixios-am.com

Additional information for Switzerland: the fund's country of origin is France. In Switzerland, the representative and Paying Agent is Société Générale, Zurich Branch, Talacker 50, P.O. Box 5070, CH-8021 Zurich. The prospectus, key investor information, regulations or articles of association, annual and semi-annual reports may be obtained free of charge from the representative.

Product: IXIOS GOLD F - USD

ISIN: FR0013412871 - Currency: USD



Name of offeror: Ixios Asset Management

Website: www.ixios-am.com

Contact: call +33 1 89 19 87 30 for further information

Competent authority: The Autorité des Marchés Financiers (AMF) is responsible for supervising Ixios Asset Management with regard to this key information document. Ixios Asset Management is authorised in France under number GP-19000010 and regulated by the Autorité des Marchés Financiers.

Key information document production date: 1/30/2026.

Warning

You are about to buy a product that is not that simple and may be difficult to understand

What this product consists of

Type: Equities IXIOS GOLD F - USD of the Undertaking for Collective Investment in Transferable Securities (UCITS) Ixios Gold Sub-Fund of the Ixios Funds SICAV.

Duration: The Fund is open-ended. The management company may dissolve the fund by liquidation or merger with another fund in the best interests of investors and in accordance with the Prospectus.

Objectives: IXIOS GOLD is a sub-fund seeking long-term performance through exposure to the equities of gold and precious metals companies. The objective of the sub-fund is to outperform its benchmark index over an investment period of 5 years, after considering ongoing costs, by investing at least 90% in securities selected based on extra-financial criteria using a proprietary rating methodology by considering environmental, social and governance ("ESG") aspects aimed at creating sustainable value.

Benchmark: NYSE Arca Gold Miners Net Total Return (GDMNTR), denominated in USD index. This index, published by ICE Data Indices, is calculated with net dividends reinvested.

The Benchmark Indicator does not define the Fund's investment universe restrictively but enables investors to assess the risk profile they can expect when investing in the Fund.

Investment strategy: the Sub-Fund's investment strategy aims to build a concentrated portfolio of **gold and precious metals** stocks.

IXIOS Gold's management is based on rigorous stock picking, achieved through an investment process that includes qualitative criteria, internal and external analysis, and direct contact with the companies in which the fund invests.

The investment universe is essentially made up of equities of companies domiciled in Australia, Canada, the United States and the United Kingdom. However, the fund reserves the right to select securities from emerging countries or equities with a market capitalisation of less than USD 50 million, up to a limit of 10%.

The sub-fund invests at least 60% of its net assets in equities. Up to 100% of the equity portfolio may be denominated in currencies other than the Fund's reference currency, the US Dollar. This risk will not be systematically hedged. This will result in a maximum exposure to currency risk equivalent to 100% of the equity portfolio. The sub-fund may invest up to 20% of its net assets in Money Market Instruments, mainly for liquidity management purposes. These are instruments with a maturity of less than twelve months issued by governments in US dollars (e.g. T-Bills) of the high-grade type or higher (minimum short-term rating equivalent to A-1 on the Standard & Poor's rating scale/ P-1 for Moody's or F1 for Fitch Ratings or a rating deemed equivalent by the management company).

The sub-fund may invest in financial contracts traded on international markets, up to a limit of one time the sub-fund's net assets, in order to enter into: options on individual equities listed on regulated markets for exposure purposes; or forward exchange contracts (over the counter or standardised) or currency swaps in order to hedge exposure to certain currencies.

The Fund may also hold embedded derivatives (warrants or certificates) on an ancillary basis, for example in the case of a capital increase in a company with warrants attached.

The Sub-Fund may also invest up to 10% of its net assets in money market UCIs.

The Sub-Fund may hold up to 10% of its net assets in term deposits with the Custodian.

The sub-fund is an accumulation fund.

Target retail investors: This product is aimed at professional investors who have advanced knowledge and significant experience of investing in funds, who aim to increase the value of their investment over the recommended holding period and who are prepared to assume a high level of risk on their initial capital.

Redemption and transaction: Investors may obtain redemption on any business day upon simple request. Subscription and redemption requests are centralised each trading day before 6pm with our centralising agent Société Générale and executed based on the next net asset value dated the following day.

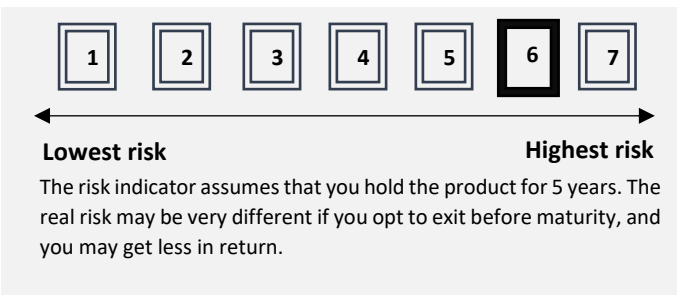
Custodian: Société Générale SA

Practical information: Further information on this Fund, including the prospectus and financial reports, may be obtained free of charge on request from Ixios Asset Management - 8, rue d'Aboukir, 75002 Paris, France.

The net asset value of the Funds is available at www.ixios-am.com.

What are the risks and what's in it for me?

Risk indicator :



The synthetic risk indicator shows the level of risk of this product compared with others. It indicates the probability that this product will incur losses in the event of market movements or if we are unable to pay you.

Beware of exchange rate risk. If the currency of your account is different from that of this Action, the sums you will receive will be

Performance scenarios

The unfavourable, intermediate, and favourable scenarios presented represent examples using the best and worst performances, as well as the average performance of the product, possibly supplemented by that of the reference indicator over the last ten years. Markets could evolve very differently in the future. The stress scenario shows what you could achieve in extreme market situations.

What you get out of this product depends on future market performance. Future market movements are unpredictable and cannot be accurately predicted.

Amounts in USD rounded to 10 USD near

Investment of 10 000 USD Scenarios		If you leave after 1 year	If you leave after 5 years (Recommended holding period)
Tension scenario	What you could get after deduction of costs Average annual yield	2 360 USD -76,42 %	1 380 USD -32,74 %
Unfavourable scenario	What you could get after deduction of costs Average annual yield	6 240 USD -37,60 %	12 960 USD 5,32 %
Intermediate scenario	What you could get after deduction of costs Average annual yield	10 840 USD 8,43 %	18 570 USD 13,18 %
Favourable scenario	What you could get after deduction of costs Average annual yield	28 440 USD 184,36 %	35 240 USD 28,65 %

The chiffres shown include all costs of the product itself, but not necessarily all charges due to your adviser or distributor. These chiffres do not consider your personal fiscale situation, which may also influence the amounts you receive.

What happens if Ixios Asset Management is unable to make the payments?

The product is a co-ownership of financial instruments and deposits that is separate from the portfolio management company. In the event of default by the portfolio management company, the assets of the product held by the custodian will not be affected. In the event of default by the custodian, the risk of financial loss to the product is mitigated by the legal segregation of the custodian's assets from those of the product.

What will this investment cost me?

The person selling or advising you on this product may ask you to pay additional costs. If so, they will tell you about these costs and show you how they affect your investment.

Costs over time

The tables show the amounts deducted from your investment to cover the different types of costs. These amounts depend on the amount you invest and the length of time you hold the product. The amounts shown here are illustrations based on an example of an investment amount and different possible investment periods.

We have assumed:

- that in the first year you would get back the amount you invested (0% annual return). That for the other holding periods, the product evolves as indicated in the intermediate scenario.
- 10 000 USD are invested.

Recommended holding period: 5 years Scenarios for an Investment of 10 000 USD	If you leave after 1 year	If you leave after 5 years (recommended holding period)
Total costs	487 USD	4 983 USD
Annual cost impact (*)	4,87 %	5,51 %

(*) It shows the extent to which costs reduce your return annually over the holding period. For example, it shows that if you exit at the end of the recommended holding period, your average return per year is expected to be 18,69 % before costs and 13,18 % after this deduction. These figures include the maximum distribution costs that the person selling you the product can charge you. This person will inform you of the actual distribution costs.

Composition of costs

The impact of annual costs if you leave after 1 year		
One-off entry or exit costs		
Entry costs	We do not charge an entry fee for this product.	0 USD
Exit costs	We do not charge any exit fees for this product.	0 USD
Recurring costs charged each year		
Management fees and other administrative or operating costs	0,95 % of the value of your investment per year. This is an estimate based on last year's actual costs.	95 USD
Transaction costs	3,01 % of the value of your investment per year. This is an estimate based on last year's actual costs.	301 USD
Ancillary costs levied under specific conditions		
Commissions Performance	15 % of the Fund's annual outperformance, net of fees, compared with the annual performance of the index NYSE Arca Gold Miners Net Total Return (GDMNTR), denominated in USDindex, calculated using the benchmark asset methodology. The calculation is applied on each Net Asset Value calculation date in accordance with the conditions described in the prospectus. Past underperformance over the last 5 years must be offset before a new performance fee provision can be recorded. Performance fees on assets under management, if any, are deducted at the end of the Fund's financial year. Performance fees on redemptions, if any, may be charged during the financial year.	90 USD

These costs do not include the operating expenses inherent in the operation of the underlying assets.

These costs may differ from the actual costs that the retail investor may incur.

How long do I have to keep it, and can I withdraw money early?

The recommended investment horizon is a minimum of 5 years.

You may request redemption of your shares on any day. Redemption transactions are carried out daily in accordance with the terms and conditions set out in the prospectus. Investors may be penalised if they hold their shares for less than the recommended period.

How do I make a complaint?

You may make a complaint about the product or the conduct of (i) the originator of the product, (ii) a person who provides advice about the product, or (iii) a person who sells the product by sending an e-mail or letter to the following persons, as applicable:

- If your complaint concerns the product itself or the behaviour of the initiator: please contact Ixios Asset Management by e-mail (compliance@ixios-am.com) or by post, preferably with return receipt, at Ixios Asset Management - 8, rue d'Aboukir 75002 Paris. A complaints handling procedure is available on the company's website: <https://ixios-am.com/fr/informations-reglementaires>
- If your complaint concerns a person who provides advice on the product or offers it, please contact that person directly.

IXIOS AM shall not be liable for any statement contained herein that is misleading, inaccurate, or inconsistent with the corresponding parts of the Fund's prospectus.

Other relevant information

If you are not satisfied with the response you receive, or if your contact does not reply within 1 month, you can also contact the AMF Ombudsman by filling in the electronic form on the AMF website (www.amf-france.org), or by post: Le Médiateur - Autorité des marchés financiers - 17, place de la Bourse - 75082 PARIS CEDEX 02.

The UCI is classified as Article 8 within the meaning of Regulation (EU) 2019/2088 on the publication of sustainability information in the financial services sector (known as the Disclosure Regulation).

The prospectus, articles of association, key investor information documents, notices to investors, financial reports and other information documents relating to the Fund, including the various published policies of the Fund, can be found on our website www.ixios-am.com. You may also request a copy of these documents from the registered office of the Management Company.

Where this product is used as a unit-linked carrier in a life insurance or capitalisation contract, additional information on this contract, such as the costs of the contract, which are not included in the costs set out in this document, the contact in the event of a claim and what happens if the insurance company defaults, is set out in the key information document for this contract, which must be provided by your insurer or broker or any other insurance intermediary in accordance with its legal obligation.

A Gates redemption cap mechanism may be implemented by the Management Company. For more information on this mechanism, please refer to the "Gates redemption cap mechanism" section of the Prospectus.

Past performance: You can download the Fund's past performance at www.ixios-am.com

Performance scenarios: You can consult the performance scenarios updated each month on www.ixios-am.com

Additional information for Switzerland: the fund's country of origin is France. In Switzerland, the representative and Paying Agent is Société Générale, Zurich Branch, Talacker 50, P.O. Box 5070, CH-8021 Zurich. The prospectus, key investor information, regulations or articles of association, annual and semi-annual reports may be obtained free of charge from the representative.

Product: IXIOS GOLD P - USD

ISIN: FR0013412897 - Currency: USD



Name of offeror: Ixios Asset Management

Website: www.ixios-am.com

Contact: call +33 1 89 19 87 30 for further information

Competent authority: The Autorité des Marchés Financiers (AMF) is responsible for supervising Ixios Asset Management with regard to this key information document. Ixios Asset Management is authorised in France under number GP-19000010 and regulated by the Autorité des Marchés Financiers.

Key information document production date: 1/30/2026.

Warning

You are about to buy a product that is not that simple and may be difficult to understand

What this product consists of

Type: Equities IXIOS GOLD P - USD of the Undertaking for Collective Investment in Transferable Securities (UCITS) Ixios Gold Sub-Fund of the Ixios Funds SICAV.

Duration: The Fund is open-ended. The management company may dissolve the fund by liquidation or merger with another fund in the best interests of investors and in accordance with the Prospectus.

Objectives: IXIOS GOLD is a sub-fund seeking long-term performance through exposure to the equities of gold and precious metals companies. The objective of the sub-fund is to outperform its benchmark index over an investment period of 5 years, after considering ongoing costs, by investing at least 90% in securities selected based on extra-financial criteria using a proprietary rating methodology by considering environmental, social and governance ("ESG") aspects aimed at creating sustainable value.

Benchmark: NYSE Arca Gold Miners Net Total Return (GDMNTR), denominated in USD index. This index, published by ICE Data Indices, is calculated with net dividends reinvested.

The Benchmark Indicator does not define the Fund's investment universe restrictively but enables investors to assess the risk profile they can expect when investing in the Fund.

Investment strategy: the Sub-Fund's investment strategy aims to build a concentrated portfolio of **gold and precious metals** stocks.

IXIOS Gold's management is based on rigorous stock picking, achieved through an investment process that includes qualitative criteria, internal and external analysis, and direct contact with the companies in which the fund invests.

The investment universe is essentially made up of equities of companies domiciled in Australia, Canada, the United States and the United Kingdom. However, the fund reserves the right to select securities from emerging countries or equities with a market capitalisation of less than USD 50 million, up to a limit of 10%.

The sub-fund invests at least 60% of its net assets in equities. Up to 100% of the equity portfolio may be denominated in currencies other than the Fund's reference currency, the US Dollar. This risk will not be systematically hedged. This will result in a maximum exposure to currency risk equivalent to 100% of the equity portfolio. The sub-fund may invest up to 20% of its net assets in Money Market Instruments, mainly for liquidity management purposes. These are instruments with a maturity of less than twelve months issued by governments in US dollars (e.g. T-Bills) of the high-grade type or higher (minimum short-term rating equivalent to A-1 on the Standard & Poor's rating scale/ P-1 for Moody's or F1 for Fitch Ratings or a rating deemed equivalent by the management company).

The sub-fund may invest in financial contracts traded on international markets, up to a limit of one time the sub-fund's net assets, in order to enter into: options on individual equities listed on regulated markets for exposure purposes; or forward exchange contracts (over the counter or standardised) or currency swaps in order to hedge exposure to certain currencies.

The Fund may also hold embedded derivatives (warrants or certificates) on an ancillary basis, for example in the case of a capital increase in a company with warrants attached.

The Sub-Fund may also invest up to 10% of its net assets in money market UCIs.

The Sub-Fund may hold up to 10% of its net assets in term deposits with the Custodian.

The sub-fund is an accumulation fund.

Target retail investors: This product is aimed at professional investors who have advanced knowledge and significant experience of investing in funds, who aim to increase the value of their investment over the recommended holding period and who are prepared to assume a high level of risk on their initial capital.

Redemption and transaction: Investors may obtain redemption on any business day upon simple request. Subscription and redemption requests are centralised each trading day before 6pm with our centralising agent Société Générale and executed based on the next net asset value dated the following day.

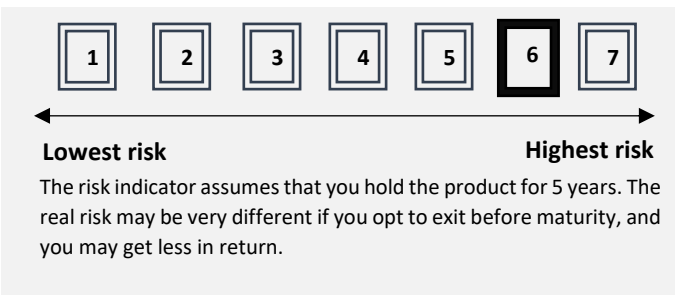
Custodian: Société Générale SA

Practical information: Further information on this Fund, including the prospectus and financial reports, may be obtained free of charge on request from Ixios Asset Management - 8, rue d'Aboukir, 75002 Paris, France.

The net asset value of the Funds is available at www.ixios-am.com.

What are the risks and what's in it for me?

Risk indicator :



The synthetic risk indicator shows the level of risk of this product compared with others. It indicates the probability that this product will incur losses in the event of market movements or if we are unable to pay you.

Beware of exchange rate risk. If the currency of your account is different from that of this Action, the sums you will receive will be

Performance scenarios

The unfavourable, intermediate, and favourable scenarios presented represent examples using the best and worst performances, as well as the average performance of the product, possibly supplemented by that of the reference indicator over the last ten years. Markets could evolve very differently in the future. The stress scenario shows what you could achieve in extreme market situations.

What you get out of this product depends on future market performance. Future market movements are unpredictable and cannot be accurately predicted.

Amounts in USD rounded to 10 USD near

Investment of 10 000 USD Scenarios		If you leave after 1 year	If you leave after 5 years (Recommended holding period)
Tension scenario	What you could get after deduction of costs Average annual yield	2 350 USD -76,51 %	1 370 USD -32,77 %
Unfavourable scenario	What you could get after deduction of costs Average annual yield	6 160 USD -38,36 %	12 530 USD 4,61 %
Intermediate scenario	What you could get after deduction of costs Average annual yield	10 830 USD 8,31 %	17 750 USD 12,16 %
Favourable scenario	What you could get after deduction of costs Average annual yield	28 180 USD 181,77 %	33 510 USD 27,36 %

The chiffres shown include all costs of the product itself, but not necessarily all charges due to your adviser or distributor. These chiffres do not consider your personal fiscale situation, which may also influence the amounts you receive.

What happens if Ixios Asset Management is unable to make the payments?

The product is a co-ownership of financial instruments and deposits that is separate from the portfolio management company. In the event of default by the portfolio management company, the assets of the product held by the custodian will not be affected. In the event of default by the custodian, the risk of financial loss to the product is mitigated by the legal segregation of the custodian's assets from those of the product.

What will this investment cost me?

The person selling or advising you on this product may ask you to pay additional costs. If so, they will tell you about these costs and show you how they affect your investment.

Costs over time

The tables show the amounts deducted from your investment to cover the different types of costs. These amounts depend on the amount you invest and the length of time you hold the product. The amounts shown here are illustrations based on an example of an investment amount and different possible investment periods.

We have assumed:

- that in the first year you would get back the amount you invested (0% annual return). That for the other holding periods, the product evolves as indicated in the intermediate scenario.
- 10 000 USD are invested.

Recommended holding period: 5 years Scenarios for an Investment of 10 000 USD	If you leave after 1 year	If you leave after 5 years (recommended holding period)
Total costs	570 USD	5 666 USD
Annual cost impact (*)	5,70 %	6,39 %

(*) It shows the extent to which costs reduce your return annually over the holding period. For example, it shows that if you exit at the end of the recommended holding period, your average return per year is expected to be 18,55 % before costs and 12,16 % after this deduction. These figures include the maximum distribution costs that the person selling you the product can charge you. This person will inform you of the actual distribution costs.

Composition of costs

The impact of annual costs if you leave after 1 year		
One-off entry or exit costs		
Entry costs	We do not charge an entry fee for this product.	0 USD
Exit costs	We do not charge any exit fees for this product.	0 USD
Recurring costs charged each year		
Management fees and other administrative or operating costs	2,15 % of the value of your investment per year. This is an estimate based on last year's actual costs.	215 USD
Transaction costs	3,01 % of the value of your investment per year. This is an estimate based on last year's actual costs.	301 USD
Ancillary costs levied under specific conditions		
Commissions Performance	15 % of the Fund's annual outperformance, net of fees, compared with the annual performance of the index NYSE Arca Gold Miners Net Total Return (GDMNTR), denominated in USDindex, calculated using the benchmark asset methodology. The calculation is applied on each Net Asset Value calculation date in accordance with the conditions described in the prospectus. Past underperformance over the last 5 years must be offset before a new performance fee provision can be recorded. Performance fees on assets under management, if any, are deducted at the end of the Fund's financial year. Performance fees on redemptions, if any, may be charged during the financial year.	54 USD

These costs do not include the operating expenses inherent in the operation of the underlying assets.

These costs may differ from the actual costs that the retail investor may incur.

How long do I have to keep it, and can I withdraw money early?

The recommended investment horizon is a minimum of 5 years.

You may request redemption of your shares on any day. Redemption transactions are carried out daily in accordance with the terms and conditions set out in the prospectus. Investors may be penalised if they hold their shares for less than the recommended period.

How do I make a complaint?

You may make a complaint about the product or the conduct of (i) the originator of the product, (ii) a person who provides advice about the product, or (iii) a person who sells the product by sending an e-mail or letter to the following persons, as applicable:

- If your complaint concerns the product itself or the behaviour of the initiator: please contact Ixios Asset Management by e-mail (compliance@ixios-am.com) or by post, preferably with return receipt, at Ixios Asset Management - 8, rue d'Aboukir 75002 Paris. A complaints handling procedure is available on the company's website: <https://ixios-am.com/fr/informations-reglementaires>
- If your complaint concerns a person who provides advice on the product or offers it, please contact that person directly.

IXIOS AM shall not be liable for any statement contained herein that is misleading, inaccurate, or inconsistent with the corresponding parts of the Fund's prospectus.

Other relevant information

If you are not satisfied with the response you receive, or if your contact does not reply within 1 month, you can also contact the AMF Ombudsman by filling in the electronic form on the AMF website (www.amf-france.org), or by post: Le Médiateur - Autorité des marchés financiers - 17, place de la Bourse - 75082 PARIS CEDEX 02.

The UCI is classified as Article 8 within the meaning of Regulation (EU) 2019/2088 on the publication of sustainability information in the financial services sector (known as the Disclosure Regulation).

The prospectus, articles of association, key investor information documents, notices to investors, financial reports and other information documents relating to the Fund, including the various published policies of the Fund, can be found on our website www.ixios-am.com. You may also request a copy of these documents from the registered office of the Management Company.

Where this product is used as a unit-linked carrier in a life insurance or capitalisation contract, additional information on this contract, such as the costs of the contract, which are not included in the costs set out in this document, the contact in the event of a claim and what happens if the insurance company defaults, is set out in the key information document for this contract, which must be provided by your insurer or broker or any other insurance intermediary in accordance with its legal obligation.

A Gates redemption cap mechanism may be implemented by the Management Company. For more information on this mechanism, please refer to the "Gates redemption cap mechanism" section of the Prospectus.

Past performance: You can download the Fund's past performance at www.ixios-am.com

Performance scenarios: You can consult the performance scenarios updated each month on www.ixios-am.com

Additional information for Switzerland: the fund's country of origin is France. In Switzerland, the representative and Paying Agent is Société Générale, Zurich Branch, Talacker 50, P.O. Box 5070, CH-8021 Zurich. The prospectus, key investor information, regulations or articles of association, annual and semi-annual reports may be obtained free of charge from the representative.

Product: IXIOS GOLD P - EUR

ISIN: FR0013447752 - Currency: EUR



Name of offeror: Ixios Asset Management

Website: www.ixios-am.com

Contact: call +33 1 89 19 87 30 for further information

Competent authority: The Autorité des Marchés Financiers (AMF) is responsible for supervising Ixios Asset Management with regard to this key information document. Ixios Asset Management is authorised in France under number GP-19000010 and regulated by the Autorité des Marchés Financiers.

Key information document production date: 1/30/2026.

Warning

You are about to buy a product that is not that simple and may be difficult to understand

What this product consists of

Type: Equities IXIOS GOLD P - EUR of the Undertaking for Collective Investment in Transferable Securities (UCITS) Ixios Gold Sub-Fund of the Ixios Funds SICAV.

Duration: The Fund is open-ended. The management company may dissolve the fund by liquidation or merger with another fund in the best interests of investors and in accordance with the Prospectus.

Objectives: IXIOS GOLD is a sub-fund seeking long-term performance through exposure to the equities of gold and precious metals companies. The objective of the sub-fund is to outperform its benchmark index over an investment period of 5 years, after considering ongoing costs, by investing at least 90% in securities selected based on extra-financial criteria using a proprietary rating methodology by considering environmental, social and governance ("ESG") aspects aimed at creating sustainable value.

Benchmark: NYSE Arca Gold Miners Index EUR Net Total Return (GDMEURNR), denominated in EUR index. This index, published by ICE Data Indices, is calculated with net dividends reinvested.

The Benchmark Indicator does not define the Fund's investment universe restrictively but enables investors to assess the risk profile they can expect when investing in the Fund.

Investment strategy: the Sub-Fund's investment strategy aims to build a concentrated portfolio of **gold and precious metals** stocks.

IXIOS Gold's management is based on rigorous stock picking, achieved through an investment process that includes qualitative criteria, internal and external analysis, and direct contact with the companies in which the fund invests.

The investment universe is essentially made up of equities of companies domiciled in Australia, Canada, the United States and the United Kingdom. However, the fund reserves the right to select securities from emerging countries or equities with a market capitalisation of less than USD 50 million, up to a limit of 10%.

The sub-fund invests at least 60% of its net assets in equities. Up to 100% of the equity portfolio may be denominated in currencies other than the Fund's reference currency, the US Dollar. This risk will not be systematically hedged. This will result in a maximum exposure to currency risk equivalent to 100% of the equity portfolio. The sub-fund may invest up to 20% of its net assets in Money Market Instruments, mainly for liquidity management purposes. These are instruments with a maturity of less than twelve months issued by governments in US dollars (e.g. T-Bills) of the high-grade type or higher (minimum short-term rating equivalent to A-1 on the Standard & Poor's rating scale/ P-1 for Moody's or F1 for Fitch Ratings or a rating deemed equivalent by the management company).

The sub-fund may invest in financial contracts traded on international markets, up to a limit of one time the sub-fund's net assets, in order to enter into: options on individual equities listed on regulated markets for exposure purposes; or forward exchange contracts (over the counter or standardised) or currency swaps in order to hedge exposure to certain currencies.

The Fund may also hold embedded derivatives (warrants or certificates) on an ancillary basis, for example in the case of a capital increase in a company with warrants attached.

The Sub-Fund may also invest up to 10% of its net assets in money market UCIs.

The Sub-Fund may hold up to 10% of its net assets in term deposits with the Custodian.

The sub-fund is an accumulation fund.

Target retail investors: This product is aimed at professional investors who have advanced knowledge and significant experience of investing in funds, who aim to increase the value of their investment over the recommended holding period and who are prepared to assume a high level of risk on their initial capital.

Redemption and transaction: Investors may obtain redemption on any business day upon simple request. Subscription and redemption requests are centralised each trading day before 6pm with our centralising agent Société Générale and executed based on the next net asset value dated the following day.

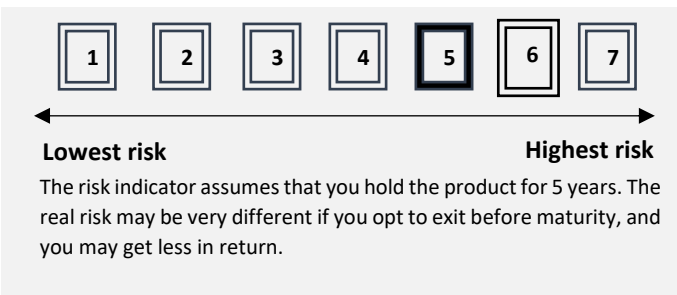
Custodian: Société Générale SA

Practical information: Further information on this Fund, including the prospectus and financial reports, may be obtained free of charge on request from Ixios Asset Management - 8, rue d'Aboukir, 75002 Paris, France.

The net asset value of the Funds is available at www.ixios-am.com.

What are the risks and what's in it for me?

Risk indicator :



The synthetic risk indicator shows the level of risk of this product compared with others. It indicates the probability that this product will incur losses in the event of market movements or if we are unable to pay you.

Beware of exchange rate risk. If the currency of your account is different from that of this Action, the sums you will receive will be

Performance scenarios

The unfavourable, intermediate, and favourable scenarios presented represent examples using the best and worst performances, as well as the average performance of the product, possibly supplemented by that of the reference indicator over the last ten years. Markets could evolve very differently in the future. The stress scenario shows what you could achieve in extreme market situations.

What you get out of this product depends on future market performance. Future market movements are unpredictable and cannot be accurately predicted.

Amounts in EUR rounded to 10 EUR near

Investment of 10 000 EUR Scenarios		If you leave after 1 year	If you leave after 5 years (Recommended holding period)
Tension scenario	What you could get after deduction of costs Average annual yield	2 880 EUR -71,21 %	1 810 EUR -28,93 %
Unfavourable scenario	What you could get after deduction of costs Average annual yield	7 160 EUR -28,41 %	14 090 EUR 7,11 %
Intermediate scenario	What you could get after deduction of costs Average annual yield	10 720 EUR 7,20 %	18 230 EUR 12,76 %
Favourable scenario	What you could get after deduction of costs Average annual yield	24 870 EUR 148,73 %	33 950 EUR 27,70 %

The chiffres shown include all costs of the product itself, but not necessarily all charges due to your adviser or distributor. These chiffres do not consider your personal fiscale situation, which may also influence the amounts you receive.

What happens if Ixios Asset Management is unable to make the payments?

The product is a co-ownership of financial instruments and deposits that is separate from the portfolio management company. In the event of default by the portfolio management company, the assets of the product held by the custodian will not be affected. In the event of default by the custodian, the risk of financial loss to the product is mitigated by the legal segregation of the custodian's assets from those of the product.

What will this investment cost me?

The person selling or advising you on this product may ask you to pay additional costs. If so, they will tell you about these costs and show you how they affect your investment.

Costs over time

The tables show the amounts deducted from your investment to cover the different types of costs. These amounts depend on the amount you invest and the length of time you hold the product. The amounts shown here are illustrations based on an example of an investment amount and different possible investment periods.

We have assumed:

- that in the first year you would get back the amount you invested (0% annual return). That for the other holding periods, the product evolves as indicated in the intermediate scenario.
- 10 000 EUR are invested.

Recommended holding period: 5 years Scenarios for an Investment of 10 000 EUR	If you leave after 1 year	If you leave after 5 years (recommended holding period)
Total costs	571 EUR	5 832 EUR
Annual cost impact (*)	5,71 %	6,44 %

(*) It shows the extent to which costs reduce your return annually over the holding period. For example, it shows that if you exit at the end of the recommended holding period, your average return per year is expected to be 19,20 % before costs and 12,76 % after this deduction. These figures include the maximum distribution costs that the person selling you the product can charge you. This person will inform you of the actual distribution costs.

Composition of costs

The impact of annual costs if you leave after 1 year		
One-off entry or exit costs		
Entry costs	We do not charge an entry fee for this product.	0 EUR
Exit costs	We do not charge any exit fees for this product.	0 EUR
Recurring costs charged each year		
Management fees and other administrative or operating costs	2,13 % of the value of your investment per year. This is an estimate based on last year's actual costs.	213 EUR
Transaction costs	3,01 % of the value of your investment per year. This is an estimate based on last year's actual costs.	301 EUR
Ancillary costs levied under specific conditions		
Commissions Performance	15 % of the Fund's annual outperformance, net of fees, compared with the annual performance of the index NYSE Arca Gold Miners Index EUR Net Total Return (GDMEURNR), denominated in EURindex, calculated using the benchmark asset methodology. The calculation is applied on each Net Asset Value calculation date in accordance with the conditions described in the prospectus. Past underperformance over the last 5 years must be offset before a new performance fee provision can be recorded. Performance fees on assets under management, if any, are deducted at the end of the Fund's financial year. Performance fees on redemptions, if any, may be charged during the financial year.	56 EUR

These costs do not include the operating expenses inherent in the operation of the underlying assets.

These costs may differ from the actual costs that the retail investor may incur.

How long do I have to keep it, and can I withdraw money early?

The recommended investment horizon is a minimum of 5 years.

You may request redemption of your shares on any day. Redemption transactions are carried out daily in accordance with the terms and conditions set out in the prospectus. Investors may be penalised if they hold their shares for less than the recommended period.

How do I make a complaint?

You may make a complaint about the product or the conduct of (i) the originator of the product, (ii) a person who provides advice about the product, or (iii) a person who sells the product by sending an e-mail or letter to the following persons, as applicable:

- If your complaint concerns the product itself or the behaviour of the initiator: please contact Ixios Asset Management by e-mail (compliance@ixios-am.com) or by post, preferably with return receipt, at Ixios Asset Management - 8, rue d'Aboukir 75002 Paris. A complaints handling procedure is available on the company's website: <https://ixios-am.com/fr/informations-reglementaires>
- If your complaint concerns a person who provides advice on the product or offers it, please contact that person directly.

IXIOS AM shall not be liable for any statement contained herein that is misleading, inaccurate, or inconsistent with the corresponding parts of the Fund's prospectus.

Other relevant information

If you are not satisfied with the response you receive, or if your contact does not reply within 1 month, you can also contact the AMF Ombudsman by filling in the electronic form on the AMF website (www.amf-france.org), or by post: Le Médiateur - Autorité des marchés financiers - 17, place de la Bourse - 75082 PARIS CEDEX 02.

The UCI is classified as Article 8 within the meaning of Regulation (EU) 2019/2088 on the publication of sustainability information in the financial services sector (known as the Disclosure Regulation).

The prospectus, articles of association, key investor information documents, notices to investors, financial reports and other information documents relating to the Fund, including the various published policies of the Fund, can be found on our website www.ixios-am.com. You may also request a copy of these documents from the registered office of the Management Company.

Where this product is used as a unit-linked carrier in a life insurance or capitalisation contract, additional information on this contract, such as the costs of the contract, which are not included in the costs set out in this document, the contact in the event of a claim and what happens if the insurance company defaults, is set out in the key information document for this contract, which must be provided by your insurer or broker or any other insurance intermediary in accordance with its legal obligation.

A Gates redemption cap mechanism may be implemented by the Management Company. For more information on this mechanism, please refer to the "Gates redemption cap mechanism" section of the Prospectus.

Past performance: You can download the Fund's past performance at www.ixios-am.com

Performance scenarios: You can consult the performance scenarios updated each month on www.ixios-am.com

Additional information for Switzerland: the fund's country of origin is France. In Switzerland, the representative and Paying Agent is Société Générale, Zurich Branch, Talacker 50, P.O. Box 5070, CH-8021 Zurich. The prospectus, key investor information, regulations or articles of association, annual and semi-annual reports may be obtained free of charge from the representative.

Product: IXIOS GOLD R - EUR

ISIN: FR0014001CT8 - Currency: EUR



Name of offeror: Ixios Asset Management

Website: www.ixios-am.com

Contact: call +33 1 89 19 87 30 for further information

Competent authority: The Autorité des Marchés Financiers (AMF) is responsible for supervising Ixios Asset Management with regard to this key information document. Ixios Asset Management is authorised in France under number GP-19000010 and regulated by the Autorité des Marchés Financiers.

Key information document production date: 1/30/2026.

Warning

You are about to buy a product that is not that simple and may be difficult to understand

What this product consists of

Type: Equities IXIOS GOLD R - EUR of the Undertaking for Collective Investment in Transferable Securities (UCITS) Ixios Gold Sub-Fund of the Ixios Funds SICAV.

Duration: The Fund is open-ended. The management company may dissolve the fund by liquidation or merger with another fund in the best interests of investors and in accordance with the Prospectus.

Objectives: IXIOS GOLD is a sub-fund seeking long-term performance through exposure to the equities of gold and precious metals companies. The objective of the sub-fund is to outperform its benchmark index over an investment period of 5 years, after considering ongoing costs, by investing at least 90% in securities selected based on extra-financial criteria using a proprietary rating methodology by considering environmental, social and governance ("ESG") aspects aimed at creating sustainable value.

Benchmark: NYSE Arca Gold Miners Index EUR Net Total Return (GDMEURNR), denominated in EUR index. This index, published by ICE Data Indices, is calculated with net dividends reinvested.

The Benchmark Indicator does not define the Fund's investment universe restrictively but enables investors to assess the risk profile they can expect when investing in the Fund.

Investment strategy: the Sub-Fund's investment strategy aims to build a concentrated portfolio of **gold and precious metals** stocks.

IXIOS Gold's management is based on rigorous stock picking, achieved through an investment process that includes qualitative criteria, internal and external analysis, and direct contact with the companies in which the fund invests.

The investment universe is essentially made up of equities of companies domiciled in Australia, Canada, the United States and the United Kingdom. However, the fund reserves the right to select securities from emerging countries or equities with a market capitalisation of less than USD 50 million, up to a limit of 10%.

The sub-fund invests at least 60% of its net assets in equities. Up to 100% of the equity portfolio may be denominated in currencies other than the Fund's reference currency, the US Dollar. This risk will not be systematically hedged. This will result in a maximum exposure to currency risk equivalent to 100% of the equity portfolio. The sub-fund may invest up to 20% of its net assets in Money Market Instruments, mainly for liquidity management purposes. These are instruments with a maturity of less than twelve months issued by governments in US dollars (e.g. T-Bills) of the high-grade type or higher (minimum short-term rating equivalent to A-1 on the Standard & Poor's rating scale/ P-1 for Moody's or F1 for Fitch Ratings or a rating deemed equivalent by the management company).

The sub-fund may invest in financial contracts traded on international markets, up to a limit of one time the sub-fund's net assets, in order to enter into: options on individual equities listed on regulated markets for exposure purposes; or forward exchange contracts (over the counter or standardised) or currency swaps in order to hedge exposure to certain currencies.

The Fund may also hold embedded derivatives (warrants or certificates) on an ancillary basis, for example in the case of a capital increase in a company with warrants attached.

The Sub-Fund may also invest up to 10% of its net assets in money market UCIs.

The Sub-Fund may hold up to 10% of its net assets in term deposits with the Custodian.

The sub-fund is an accumulation fund.

Target retail investors: This product is aimed at professional investors who have advanced knowledge and significant experience of investing in funds, who aim to increase the value of their investment over the recommended holding period and who are prepared to assume a high level of risk on their initial capital.

Redemption and transaction: Investors may obtain redemption on any business day upon simple request. Subscription and redemption requests are centralised each trading day before 6pm with our centralising agent Société Générale and executed based on the next net asset value dated the following day.

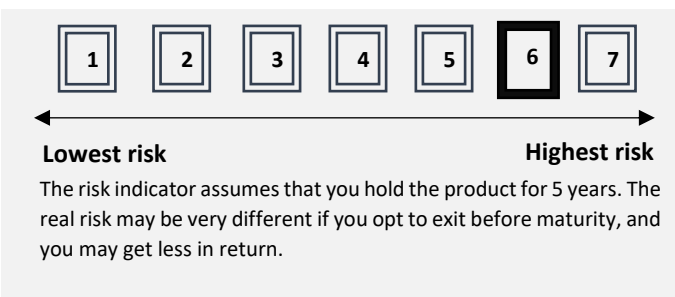
Custodian: Société Générale SA

Practical information: Further information on this Fund, including the prospectus and financial reports, may be obtained free of charge on request from Ixios Asset Management - 8, rue d'Aboukir, 75002 Paris, France.

The net asset value of the Funds is available at www.ixios-am.com.

What are the risks and what's in it for me?

Risk indicator :



The synthetic risk indicator shows the level of risk of this product compared with others. It indicates the probability that this product will incur losses in the event of market movements or if we are unable to pay you.

Beware of exchange rate risk. If the currency of your account is different from that of this Action, the sums you will receive will be

will depend on the exchange rate between currencies. This exchange rate risk is not considered in the indicator opposite.

We have classified this product in risk class 6 out of 7, which is a "high risk class".

In other words, the potential losses linked to the future results of the product are at a "high" level and, if the situation were to deteriorate on the markets, it is very likely that our ability to pay you would be affected.

Other materially relevant risks not included in the synthetic risk indicator: Market liquidity risk may accentuate variations in product performance.

As this product does not provide protection against the vagaries of the market, you could lose all or part of your investment.

In addition to the risks included in the risk indicator, other risks may influence the Fund's performance. Please refer to the fund prospectus. In addition to the risks included in the risk indicator, other risks may influence the Fund's performance. Please refer to the fund prospectus.

Performance scenarios

The unfavourable, intermediate, and favourable scenarios presented represent examples using the best and worst performances, as well as the average performance of the product, possibly supplemented by that of the reference indicator over the last ten years. Markets could evolve very differently in the future. The stress scenario shows what you could achieve in extreme market situations.

What you get out of this product depends on future market performance. Future market movements are unpredictable and cannot be accurately predicted.

Amounts in EUR rounded to 10 EUR near

Investment of 10 000 EUR Scenarios		If you leave after 1 year	If you leave after 5 years (Recommended holding period)
Tension scenario	What you could get after deduction of costs Average annual yield	2 850 EUR -71,50 %	1 800 EUR -29,04 %
Unfavourable scenario	What you could get after deduction of costs Average annual yield	7 160 EUR -28,41 %	11 310 EUR 2,49 %
Intermediate scenario	What you could get after deduction of costs Average annual yield	10 450 EUR 4,52 %	14 850 EUR 8,24 %
Favourable scenario	What you could get after deduction of costs Average annual yield	24 800 EUR 148,03 %	33 220 EUR 27,14 %

The chiffres shown include all costs of the product itself, but not necessarily all charges due to your adviser or distributor. These chiffres do not consider your personal fiscale situation, which may also influence the amounts you receive.

What happens if Ixios Asset Management is unable to make the payments?

The product is a co-ownership of financial instruments and deposits that is separate from the portfolio management company. In the event of default by the portfolio management company, the assets of the product held by the custodian will not be affected. In the event of default by the custodian, the risk of financial loss to the product is mitigated by the legal segregation of the custodian's assets from those of the product.

What will this investment cost me?

The person selling or advising you on this product may ask you to pay additional costs. If so, they will tell you about these costs and show you how they affect your investment.

Costs over time

The tables show the amounts deducted from your investment to cover the different types of costs. These amounts depend on the amount you invest and the length of time you hold the product. The amounts shown here are illustrations based on an example of an investment amount and different possible investment periods.

We have assumed:

- that in the first year you would get back the amount you invested (0% annual return). That for the other holding periods, the product evolves as indicated in the intermediate scenario.
- 10 000 EUR are invested.

Recommended holding period: 5 years Scenarios for an Investment of 10 000 EUR	If you leave after 1 year	If you leave after 5 years (recommended holding period)
Total costs	630 EUR	5 302 EUR
Annual cost impact (*)	6,30 %	6,81 %

(*) It shows the extent to which costs reduce your return annually over the holding period. For example, it shows that if you exit at the end of the recommended holding period, your average return per year is expected to be 15,05 % before costs and 8,24 % after this deduction. These figures include the maximum distribution costs that the person selling you the product can charge you. This person will inform you of the actual distribution costs.

Composition of costs

The impact of annual costs if you leave after 1 year		
One-off entry or exit costs		
Entry costs	We do not charge an entry fee for this product.	0 EUR
Exit costs	We do not charge any exit fees for this product.	0 EUR
Recurring costs charged each year		
Management fees and other administrative or operating costs	2,41 % of the value of your investment per year. This is an estimate based on last year's actual costs.	241 EUR
Transaction costs	3,01 % of the value of your investment per year. This is an estimate based on last year's actual costs.	301 EUR
Ancillary costs levied under specific conditions		
Commissions Performance	15 % of the Fund's annual outperformance, net of fees, compared with the annual performance of the index NYSE Arca Gold Miners Index EUR Net Total Return (GDMEURNR), denominated in EURindex, calculated using the benchmark asset methodology. The calculation is applied on each Net Asset Value calculation date in accordance with the conditions described in the prospectus. Past underperformance over the last 5 years must be offset before a new performance fee provision can be recorded. Performance fees on assets under management, if any, are deducted at the end of the Fund's financial year. Performance fees on redemptions, if any, may be charged during the financial year.	87 EUR

These costs do not include the operating expenses inherent in the operation of the underlying assets.

These costs may differ from the actual costs that the retail investor may incur.

How long do I have to keep it, and can I withdraw money early?

The recommended investment horizon is a minimum of 5 years.

You may request redemption of your shares on any day. Redemption transactions are carried out daily in accordance with the terms and conditions set out in the prospectus. Investors may be penalised if they hold their shares for less than the recommended period.

How do I make a complaint?

You may make a complaint about the product or the conduct of (i) the originator of the product, (ii) a person who provides advice about the product, or (iii) a person who sells the product by sending an e-mail or letter to the following persons, as applicable:

- If your complaint concerns the product itself or the behaviour of the initiator: please contact Ixios Asset Management by e-mail (compliance@ixios-am.com) or by post, preferably with return receipt, at Ixios Asset Management - 8, rue d'Aboukir 75002 Paris. A complaints handling procedure is available on the company's website: <https://ixios-am.com/fr/informations-reglementaires>
- If your complaint concerns a person who provides advice on the product or offers it, please contact that person directly.

IXIOS AM shall not be liable for any statement contained herein that is misleading, inaccurate, or inconsistent with the corresponding parts of the Fund's prospectus.

Other relevant information

If you are not satisfied with the response you receive, or if your contact does not reply within 1 month, you can also contact the AMF Ombudsman by filling in the electronic form on the AMF website (www.amf-france.org), or by post: Le Médiateur - Autorité des marchés financiers - 17, place de la Bourse - 75082 PARIS CEDEX 02.

The UCI is classified as Article 8 within the meaning of Regulation (EU) 2019/2088 on the publication of sustainability information in the financial services sector (known as the Disclosure Regulation).

The prospectus, articles of association, key investor information documents, notices to investors, financial reports and other information documents relating to the Fund, including the various published policies of the Fund, can be found on our website www.ixios-am.com. You may also request a copy of these documents from the registered office of the Management Company.

Where this product is used as a unit-linked carrier in a life insurance or capitalisation contract, additional information on this contract, such as the costs of the contract, which are not included in the costs set out in this document, the contact in the event of a claim and what happens if the insurance company defaults, is set out in the key information document for this contract, which must be provided by your insurer or broker or any other insurance intermediary in accordance with its legal obligation.

A Gates redemption cap mechanism may be implemented by the Management Company. For more information on this mechanism, please refer to the "Gates redemption cap mechanism" section of the Prospectus.

Past performance: You can download the Fund's past performance at www.ixios-am.com

Performance scenarios: You can consult the performance scenarios updated each month on www.ixios-am.com

Additional information for Switzerland: the fund's country of origin is France. In Switzerland, the representative and Paying Agent is Société Générale, Zurich Branch, Talacker 50, P.O. Box 5070, CH-8021 Zurich. The prospectus, key investor information, regulations or articles of association, annual and semi-annual reports may be obtained free of charge from the representative.