

## Product: IXIOS ENERGY METALS I - USD ISIN: FR0014001BT0 - Currency: USD



Name of offeror: **Ixios Asset Management**

Website: [www.ixios-am.com](http://www.ixios-am.com)

Contact: call +33 1 89 19 87 30 for further information

Competent authority: The Autorité des Marchés Financiers (AMF) is responsible for supervising Ixios Asset Management regarding this key information document. Ixios Asset Management is authorised in France under number GP-19000010 and regulated by the Autorité des Marchés Financiers.

Key information document production date: 08/31/2023.

### Warning

You are about to buy a product that is not that simple and may be difficult to understand

### What this product consists of

**Type:** Equities IXIOS ENERGY METALS I - USD of the Undertaking for Collective Investment in Transferable Securities (UCITS) Ixios Energy Metals Sub-Fund of the Ixios Funds SICAV.

**Duration:** The Fund is open-ended. The management company may dissolve the fund by liquidation or merger with another fund in the best interests of investors and in accordance with the Prospectus.

**Objectives:** IXIOS ENERGY METALS is a sub-fund seeking long-term performance through exposure to the equities of companies producing and mining non-precious metals. The objective of the sub-fund is to outperform the MSCI ACWI Select Metals & Mining Producers ex Gold & Silver IMI (net dividends reinvested) over a 5-year investment period, after taking into account ongoing costs, by investing at least 90% in stocks selected on the basis of extra-financial criteria using a proprietary rating methodology by taking into account environmental, social and governance ("ESG") aspects aimed at creating sustainable value.

The UCI is classified as Article 8 within the meaning of Regulation (EU) 2019/2088 on the publication of sustainability information in the financial services sector (known as the Disclosure Regulation).

**Benchmark** index MSCI ACWI Select Metals & Mining Producers ex Gold & Silver IMI (M1WDS1PI), denominated in US dollars. This index, published by MSCI, is calculated with net dividends reinvested.

The Benchmark Indicator does not define the Fund's investment universe restrictively but enables investors to assess the risk profile they can expect when investing in the Fund.

**Investment strategy:** the Sub-Fund's investment strategy aims to build a portfolio concentrated in shares of companies producing and mining non-precious metals.

IXIOS Energy Metals is managed through rigorous stock picking, based on an investment process that includes qualitative criteria, internal and external analysis, and direct contact with the companies in which the fund invests.

The investment universe is essentially made up of equities of companies domiciled in Australia, Canada, the United States and the United Kingdom. However, the fund reserves the right to select securities from emerging countries or equities with a market capitalisation of less than USD 50 million, up to a limit of 10%.

The sub-fund invests at least 60% of its net assets in equities. Up to 100% of the equity portfolio may be denominated in currencies other than the Fund's reference currency, the US dollar. This risk will not be systematically hedged. This will result in a maximum exposure to currency risk equivalent to 100% of the equity portfolio.

The sub-fund may invest up to 20% of its net assets in Money Market Instruments, mainly for liquidity management purposes. These are instruments with a maturity of less than twelve months issued by governments in US dollars (e.g. T-Bills) of the high-grade type or higher (minimum short-term rating equivalent to A-1 on the Standard & Poor's rating scale/ P-1 for Moody's or F1 for Fitch Ratings or a rating deemed equivalent by the management company).

The sub-fund may invest in financial contracts traded on international markets, up to a limit of one time the sub-fund's net assets, in order to enter into: options on individual equities listed on regulated markets for exposure purposes; or forward exchange contracts (over the counter or standardised) or currency swaps in order to hedge exposure to certain currencies.

The Fund may also hold embedded derivatives (warrants or certificates) on an ancillary basis, for example in the case of a capital increase in a company with warrants attached.

The Sub-Fund may also invest up to 10% of its net assets in money market UCIs.

The Sub-Fund may hold up to 10% of its net assets in term deposits with the Custodian.

The sub-fund is an accumulation fund.

**Target retail investors:** This product is aimed at professional investors who have advanced knowledge and significant experience of investing in funds, who aim to increase the value of their investment over the recommended holding period and who are prepared to assume a high level of risk on their initial capital.

**Redemption and transaction:** Investors may obtain redemption on any business day upon simple request. Subscription and redemption requests are centralised each trading day before 6pm with our centralising agent Société Générale and executed based on the next net asset value dated the following day.

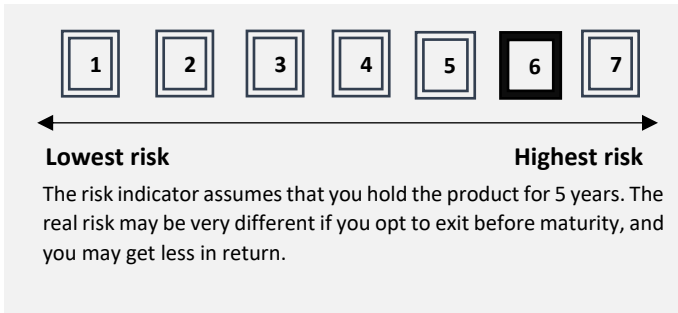
**Custodian:** Société Générale SA

**Practical information:** Further information on this Fund, including the prospectus and financial reports, may be obtained free of charge on request from Ixios Asset Management - 8, rue d'Aboukir, 75002 Paris, France.

The net asset value of the Funds is available at [www.ixios-am.com](http://www.ixios-am.com).

## What are the risks and what's in it for me?

### Risk indicator:



The synthetic risk indicator shows the level of risk of this product compared with others. It indicates the probability that this product will incur losses in the event of market movements or if we are unable to pay you.

**Beware of exchange rate risk. If the currency of your account is different from that of this Share, the amounts paid to you will depend on the exchange rate between the currencies. This currency risk is not considered in the above indicator.**

We have classified this product in risk class 6 out of 7, which is a "high risk class".

In other words, the potential losses linked to the future results of the product are at a "high" level and, if the situation were to deteriorate on the markets, it is very likely that our ability to pay you would be affected.

**Other materially relevant risks not included in the synthetic risk indicator:** Market liquidity risk may accentuate variations in product performance.

As this product does not provide protection against the vagaries of the market, you could lose all or part of your investment.

In addition to the risks included in the risk indicator, other risks may influence the Fund's performance. Please refer to the fund prospectus.

## Performance scenarios

The unfavourable, intermediate, and favourable scenarios presented represent examples using the best and worst performances, as well as the average performance of the product, possibly supplemented by that of the reference indicator over the last ten years. Markets could evolve very differently in the future. The stress scenario shows what you could achieve in extreme market situations.

**What you get out of this product depends on future market performance. Future market movements are unpredictable and cannot be accurately predicted.**

### Amounts in USD rounded to 10 USD near

Investment of 10 000 USD Scenarios		If you leave after 1 year	If you leave after 5 years (Recommended holding period)
Tension scenario	<b>What you could get after deduction of costs</b> Average annual yield	2 600 USD -74,02 %	1 140 USD -35,23 %
Unfavourable scenario	<b>What you could get after deduction of costs</b> Average annual yield	5 610 USD -43,94 %	7 510 USD -5,57 %
Intermediate scenario	<b>What you could get after deduction of costs</b> Average annual yield	9 940 USD - 0,57 %	15 710 USD 9,46 %
Favourable scenario	<b>What you could get after deduction of costs</b> Average annual yield	22 710 USD 127,05 %	31 980 USD 26,17 %

The chiffres shown include all costs of the product itself, but not necessarily all charges due to your adviser or distributor. These chiffres do not consider your personal fiscale situation, which may also influence the amounts you receive.

## What happens if Ixios Asset Management is unable to make the payments?

The product is a co-ownership of financial instruments and deposits that is separate from the portfolio management company. In the event of default by the portfolio management company, the assets of the product held by the custodian will not be affected. In the event of default by the custodian, the risk of financial loss to the product is mitigated by the legal segregation of the custodian's assets from those of the product.

## What will this investment cost me?

The person selling or advising you on this product may ask you to pay additional costs. If so, they will tell you about these costs and show you how they affect your investment.

### Costs over time

The tables show the amounts deducted from your investment to cover the different types of costs. These amounts depend on the amount you invest and the length of time you hold the product. The amounts shown here are illustrations based on an example of an investment amount and different possible investment periods.

We have assumed:

- that in the first year you would get back the amount you invested (0% annual return). That for the other holding periods, the product evolves as indicated in the intermediate scenario.
- 10 000 USD are invested.

**Costs over time**

<b>Recommended holding period: 5 years</b>	If you leave after 1 year	If you leave after 5 years (recommended holding period)
<b>Scenarios for an Investment of 10 000 USD</b>		
Total costs	300 USD	2 507 USD
Annual cost impact(*)	3,00 %	3,29 %

(\*) It shows the extent to which costs reduce your return annually over the holding period. For example, it shows that if you exit at the end of the recommended holding period, your average return per year is expected to be 12,75 % before costs and 9,46 % after this deduction. These figures include the maximum distribution costs that the person selling you the product can charge you. This person will inform you of the actual distribution costs.

**Composition of costs**

<b>The impact of annual costs if you leave after 1 year</b>		
<b>One-off entry or exit costs</b>		
<b>Entry costs</b>	We do not charge any entry fee for this product.	0 USD
<b>Exit costs</b>	We do not charge any exit fees for this product.	0 USD
<b>Recurring costs levied each year</b>		
<b>Management fees and other administrative or operating costs</b>	1,47 % of the value of your investment per year. This is an estimate based on last year's actual costs.	147 USD
<b>Cost of transaction</b>	1,13 % of the value of your investment per year. This is an estimate based on last year's actual costs.	113 USD
<b>Ancillary costs levied under specific conditions</b>		
<b>Commissions Performance</b>	15% of the annual outperformance, net of fees, of the Fund compared with the annual performance of the index MSCI ACWI Select Metals & Mining Producers ex Gold & Silver IMI (M1WDS1PI), denominated in US dollars calculated using the reference asset methodology. The calculation is applied on each Net Asset Value Calculation Date in accordance with the terms described in the prospectus. Past underperformance over the last 5 years must be offset before a new performance fee provision can be recorded. Performance fees on assets under management, if any, are deducted at the end of the Fund's financial year. Performance fees on redemptions, if any, may be charged during the financial year.	40 USD

These costs do not include the operating expenses inherent in the operation of the underlying assets.

These costs may differ from the actual costs that the retail investor may incur.

**How long do I have to keep it and can I withdraw money early?**

**The recommended investment horizon is a minimum of 5 years.**

You may request redemption of your shares on any day. Redemption transactions are carried out on a daily basis in accordance with the terms and conditions set out in the prospectus. Investors may be penalised if they hold their shares for less than the recommended period.

**How do I make a complaint?**

You may make a complaint about the product or the conduct of (i) the originator of the product, (ii) a person who provides advice about the product, or (iii) a person who sells the product by sending an e-mail or letter to the following persons, as applicable:

- If your complaint concerns the product itself or the behaviour of the initiator: please contact Ixios Asset Management by e-mail ([compliance@ixios-am.com](mailto:compliance@ixios-am.com)) or by post, preferably with return receipt, at Ixios Asset Management - 8, rue d'Aboukir 75002 Paris. A complaints handling procedure is available on the company's website: <https://ixios-am.com/fr/informations-reglementaires>
- If your complaint concerns a person who provides advice on the product or offers it, please contact that person directly.

IXIOS AM shall not be liable for any statement contained herein that is misleading, inaccurate, or inconsistent with the corresponding parts of the Fund's prospectus.

**Other relevant information**

If you are not satisfied with the response you receive, or if your contact does not reply within 1 month, you can also contact the AMF Ombudsman by filling in the electronic form on the AMF website ([www.amf-france.org](http://www.amf-france.org)), or by post: Le Médiateur - Autorité des marchés financiers - 17, place de la Bourse - 75082 PARIS CEDEX 02.

The UCI is classified as Article 8 within the meaning of Regulation (EU) 2019/2088 on the publication of sustainability information in the financial services sector (known as the Disclosure Regulation).

The prospectus, articles of association, key investor information documents, notices to investors, financial reports and other information documents relating to the Fund, including the various published policies of the Fund, can be found on our website [www.ixios-am.com](http://www.ixios-am.com). You may also request a copy of these documents from the registered office of the Management Company.

Where this product is used as a unit-linked carrier in a life insurance or capitalisation contract, additional information on this contract, such as the costs of the contract, which are not included in the costs set out in this document, the contact in the event of a claim and what happens if the insurance company defaults, is set out in the key information document for this contract, which must be provided by your insurer or broker or any other insurance intermediary in accordance with its legal obligation.

A Gates redemption cap mechanism may be implemented by the Management Company. For more information on this mechanism, please refer to the "Gates redemption cap mechanism" section of the Prospectus.

**Past performance:** You can download the Fund's past performance at [www.ixios-am.com](http://www.ixios-am.com)

**Performance scenarios:** You can consult the performance scenarios updated each month on [www.ixios-am.com](http://www.ixios-am.com)

## Product: IXIOS ENERGY METALS I - EUR ISIN: FR0014001BU8 - Currency: EUR



**Name of offeror:** Ixios Asset Management

**Website:** [www.ixios-am.com](http://www.ixios-am.com)

**Contact:** call +33 1 89 19 87 30 for further information

**Competent authority:** The Autorité des Marchés Financiers (AMF) is responsible for supervising Ixios Asset Management regarding this key information document. Ixios Asset Management is authorised in France under number GP-19000010 and regulated by the Autorité des Marchés Financiers.

**Key information document production date:** 08/31/2023.

### Warning

You are about to buy a product that is not that simple and may be difficult to understand

### What this product consists of

**Type:** Equities IXIOS ENERGY METALS I - EUR of the Undertaking for Collective Investment in Transferable Securities (UCITS) Ixios Energy Metals Sub-Fund of the Ixios Funds SICAV.

**Duration:** The Fund is open-ended. The management company may dissolve the fund by liquidation or merger with another fund in the best interests of investors and in accordance with the Prospectus.

**Objectives:** IXIOS ENERGY METALS is a sub-fund seeking long-term performance through exposure to the equities of companies producing and mining non-precious metals. The objective of the sub-fund is to outperform the MSCI ACWI Select Metals & Mining Producers ex Gold & Silver IMI (net dividends reinvested) over a 5-year investment period, after taking into account ongoing costs, by investing at least 90% in stocks selected on the basis of extra-financial criteria using a proprietary rating methodology by taking into account environmental, social and governance ("ESG") aspects aimed at creating sustainable value.

The UCI is classified as Article 8 within the meaning of Regulation (EU) 2019/2088 on the publication of sustainability information in the financial services sector (known as the Disclosure Regulation).

**Benchmark** index MSCI ACWI Select Metals & Mining Producers ex Gold & Silver IMI (M1WDS1PI), converted in Euro. This index, published by MSCI, is calculated with net dividends reinvested.

The Benchmark Indicator does not define the Fund's investment universe restrictively but enables investors to assess the risk profile they can expect when investing in the Fund.

**Investment strategy:** the Sub-Fund's investment strategy aims to build a portfolio concentrated in shares of companies producing and mining non-precious metals.

IXIOS Energy Metals is managed through rigorous stock picking, based on an investment process that includes qualitative criteria, internal and external analysis, and direct contact with the companies in which the fund invests.

The investment universe is essentially made up of equities of companies domiciled in Australia, Canada, the United States and the United Kingdom. However, the fund reserves the right to select securities from emerging countries or equities with a market capitalisation of less than USD 50 million, up to a limit of 10%.

The sub-fund invests at least 60% of its net assets in equities. Up to 100% of the equity portfolio may be denominated in currencies other than the Fund's reference currency, the US dollar. This risk will not be systematically hedged. This will result in a maximum exposure to currency risk equivalent to 100% of the equity portfolio.

The sub-fund may invest up to 20% of its net assets in Money Market Instruments, mainly for liquidity management purposes. These are instruments with a maturity of less than twelve months issued by governments in US dollars (e.g. T-Bills) of the high-grade type or higher (minimum short-term rating equivalent to A-1 on the Standard & Poor's rating scale/ P-1 for Moody's or F1 for Fitch Ratings or a rating deemed equivalent by the management company).

The sub-fund may invest in financial contracts traded on international markets, up to a limit of one time the sub-fund's net assets, in order to enter into: options on individual equities listed on regulated markets for exposure purposes; or forward exchange contracts (over the counter or standardised) or currency swaps in order to hedge exposure to certain currencies.

The Fund may also hold embedded derivatives (warrants or certificates) on an ancillary basis, for example in the case of a capital increase in a company with warrants attached.

The Sub-Fund may also invest up to 10% of its net assets in money market UCIs.

The Sub-Fund may hold up to 10% of its net assets in term deposits with the Custodian.

The sub-fund is an accumulation fund.

**Target retail investors:** This product is aimed at professional investors who have advanced knowledge and significant experience of investing in funds, who aim to increase the value of their investment over the recommended holding period and who are prepared to assume a high level of risk on their initial capital.

**Redemption and transaction:** Investors may obtain redemption on any business day upon simple request. Subscription and redemption requests are centralised each trading day before 6pm with our centralising agent Société Générale and executed based on the next net asset value dated the following day.

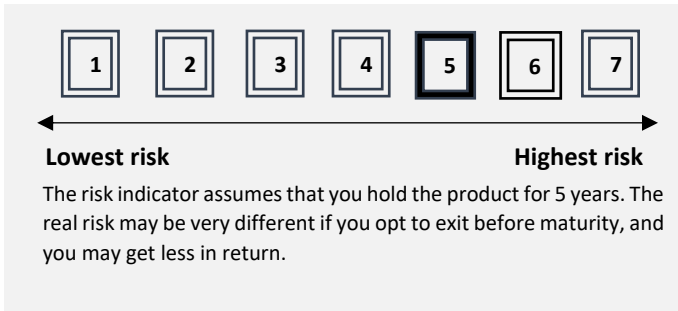
**Custodian:** Société Générale SA

**Practical information:** Further information on this Fund, including the prospectus and financial reports, may be obtained free of charge on request from Ixios Asset Management - 8, rue d'Aboukir, 75002 Paris, France.

The net asset value of the Funds is available at [www.ixios-am.com](http://www.ixios-am.com).

## What are the risks and what's in it for me?

### Risk indicator:



The synthetic risk indicator shows the level of risk of this product compared with others. It indicates the probability that this product will incur losses in the event of market movements or if we are unable to pay you.

**Beware of exchange rate risk. If the currency of your account is different from that of this Share, the amounts paid to you will depend on the exchange rate between the currencies. This currency risk is not considered in the above indicator.**

We have classified this product in risk class 5 out of 7, which is a "high risk class".

In other words, the potential losses linked to the future results of the product are at a "high" level and, if the situation were to deteriorate on the markets, it is very likely that our ability to pay you would be affected.

**Other materially relevant risks not included in the synthetic risk indicator:** Market liquidity risk may accentuate variations in product performance.

As this product does not provide protection against the vagaries of the market, you could lose all or part of your investment.

In addition to the risks included in the risk indicator, other risks may influence the Fund's performance. Please refer to the fund prospectus.

## Performance scenarios

The unfavourable, intermediate, and favourable scenarios presented represent examples using the best and worst performances, as well as the average performance of the product, possibly supplemented by that of the reference indicator over the last ten years. Markets could evolve very differently in the future. The stress scenario shows what you could achieve in extreme market situations.

**What you get out of this product depends on future market performance. Future market movements are unpredictable and cannot be accurately predicted.**

### Amounts in EUR rounded to 10 EUR near

Investment of 10 000 EUR Scenarios		If you leave after 1 year	If you leave after 5 years (Recommended holding period)
Tension scenario	<b>What you could get after deduction of costs</b> Average annual yield	2 770 EUR -72,26 %	1 430 EUR -32,26 %
Unfavourable scenario	<b>What you could get after deduction of costs</b> Average annual yield	5 850 EUR -41,49 %	7 590 EUR -5,37 %
Intermediate scenario	<b>What you could get after deduction of costs</b> Average annual yield	10 350 EUR 3,54 %	17 420 EUR 11,75 %
Favourable scenario	<b>What you could get after deduction of costs</b> Average annual yield	20 830 EUR 108,28 %	29 380 EUR 24,05 %

The chiffres shown include all costs of the product itself, but not necessarily all charges due to your adviser or distributor. These chiffres do not consider your personal fiscale situation, which may also influence the amounts you receive.

## What happens if Ixios Asset Management is unable to make the payments?

The product is a co-ownership of financial instruments and deposits that is separate from the portfolio management company. In the event of default by the portfolio management company, the assets of the product held by the custodian will not be affected. In the event of default by the custodian, the risk of financial loss to the product is mitigated by the legal segregation of the custodian's assets from those of the product.

## What will this investment cost me?

The person selling or advising you on this product may ask you to pay additional costs. If so, they will tell you about these costs and show you how they affect your investment.

### Costs over time

The tables show the amounts deducted from your investment to cover the different types of costs. These amounts depend on the amount you invest and the length of time you hold the product. The amounts shown here are illustrations based on an example of an investment amount and different possible investment periods.

We have assumed:

- that in the first year you would get back the amount you invested (0% annual return). That for the other holding periods, the product evolves as indicated in the intermediate scenario.
- 10 000 EUR are invested.



### Costs over time

<b>Recommended holding period: 5 years</b>	If you leave after 1 year	If you leave after 5 years (recommended holding period)
<b>Scenarios for an Investment of 10 000 EUR</b>		
Total costs	368 EUR	3 446 EUR
Annual cost impact(*)	3,68 %	4,11 %

(\*) It shows the extent to which costs reduce your return annually over the holding period. For example, it shows that if you exit at the end of the recommended holding period, your average return per year is expected to be 15,85 % before costs and 11,75 % after this deduction. These figures include the maximum distribution costs that the person selling you the product can charge you. This person will inform you of the actual distribution costs.

### Composition of costs

<b>The impact of annual costs if you leave after 1 year</b>		
<b>One-off entry or exit costs</b>		
<b>Entry costs</b>	We do not charge any entry fee for this product.	0 EUR
<b>Exit costs</b>	We do not charge any exit fees for this product.	0 EUR
<b>Recurring costs levied each year</b>		
<b>Management fees and other administrative or operating costs</b>	1,47 % of the value of your investment per year. This is an estimate based on last year's actual costs.	147 EUR
<b>Cost of transaction</b>	1,13 % of the value of your investment per year. This is an estimate based on last year's actual costs.	113 EUR
<b>Ancillary costs levied under specific conditions</b>		
<b>Commissions Performance</b>	15% of the annual outperformance, net of fees, of the Fund compared with the annual performance of the index MSCI ACWI Select Metals & Mining Producers ex Gold & Silver IMI (M1WDS1PI), converted in Eurocalculated using the reference asset methodology. The calculation is applied on each Net Asset Value Calculation Date in accordance with the terms described in the prospectus. Past underperformance over the last 5 years must be offset before a new performance fee provision can be recorded. Performance fees on assets under management, if any, are deducted at the end of the Fund's financial year. Performance fees on redemptions, if any, may be charged during the financial year.	108 EUR

These costs do not include the operating expenses inherent in the operation of the underlying assets.

These costs may differ from the actual costs that the retail investor may incur.

### How long do I have to keep it and can I withdraw money early?

**The recommended investment horizon is a minimum of 5 years.**

You may request redemption of your shares on any day. Redemption transactions are carried out on a daily basis in accordance with the terms and conditions set out in the prospectus. Investors may be penalised if they hold their shares for less than the recommended period.

### How do I make a complaint?

You may make a complaint about the product or the conduct of (i) the originator of the product, (ii) a person who provides advice about the product, or (iii) a person who sells the product by sending an e-mail or letter to the following persons, as applicable:

- If your complaint concerns the product itself or the behaviour of the initiator: please contact Ixios Asset Management by e-mail ([compliance@ixios-am.com](mailto:compliance@ixios-am.com)) or by post, preferably with return receipt, at Ixios Asset Management - 8, rue d'Aboukir 75002 Paris. A complaints handling procedure is available on the company's website: <https://ixios-am.com/fr/informations-reglementaires>
- If your complaint concerns a person who provides advice on the product or offers it, please contact that person directly.

IXIOS AM shall not be liable for any statement contained herein that is misleading, inaccurate, or inconsistent with the corresponding parts of the Fund's prospectus.

### Other relevant information

If you are not satisfied with the response you receive, or if your contact does not reply within 1 month, you can also contact the AMF Ombudsman by filling in the electronic form on the AMF website ([www.amf-france.org](http://www.amf-france.org)), or by post: Le Médiateur - Autorité des marchés financiers - 17, place de la Bourse - 75082 PARIS CEDEX 02.

The UCI is classified as Article 8 within the meaning of Regulation (EU) 2019/2088 on the publication of sustainability information in the financial services sector (known as the Disclosure Regulation).

The prospectus, articles of association, key investor information documents, notices to investors, financial reports and other information documents relating to the Fund, including the various published policies of the Fund, can be found on our website [www.ixios-am.com](http://www.ixios-am.com). You may also request a copy of these documents from the registered office of the Management Company.

Where this product is used as a unit-linked carrier in a life insurance or capitalisation contract, additional information on this contract, such as the costs of the contract, which are not included in the costs set out in this document, the contact in the event of a claim and what happens if the insurance company defaults, is set out in the key information document for this contract, which must be provided by your insurer or broker or any other insurance intermediary in accordance with its legal obligation.

A Gates redemption cap mechanism may be implemented by the Management Company. For more information on this mechanism, please refer to the "Gates redemption cap mechanism" section of the Prospectus.

**Past performance:** You can download the Fund's past performance at [www.ixios-am.com](http://www.ixios-am.com)

**Performance scenarios:** You can consult the performance scenarios updated each month on [www.ixios-am.com](http://www.ixios-am.com)

## Product: IXIOS ENERGY METALS I - CHF

### ISIN: FR0014002KJ0 - Currency: CHF



**Name of offeror:** Ixios Asset Management

**Website:** [www.ixios-am.com](http://www.ixios-am.com)

**Contact:** call +33 1 89 19 87 30 for further information

**Competent authority:** The Autorité des Marchés Financiers (AMF) is responsible for supervising Ixios Asset Management regarding this key information document. Ixios Asset Management is authorised in France under number GP-19000010 and regulated by the Autorité des Marchés Financiers.

**Key information document production date:** 08/31/2023.

### Warning

You are about to buy a product that is not that simple and may be difficult to understand

### What this product consists of

**Type:** Equities IXIOS ENERGY METALS I - CHF of the Undertaking for Collective Investment in Transferable Securities (UCITS) Ixios Energy Metals Sub-Fund of the Ixios Funds SICAV.

**Duration:** The Fund is open-ended. The management company may dissolve the fund by liquidation or merger with another fund in the best interests of investors and in accordance with the Prospectus.

**Objectives:** IXIOS ENERGY METALS is a sub-fund seeking long-term performance through exposure to the equities of companies producing and mining non-precious metals. The objective of the sub-fund is to outperform the MSCI ACWI Select Metals & Mining Producers ex Gold & Silver IMI (net dividends reinvested) over a 5-year investment period, after taking into account ongoing costs, by investing at least 90% in stocks selected on the basis of extra-financial criteria using a proprietary rating methodology by taking into account environmental, social and governance ("ESG") aspects aimed at creating sustainable value.

The UCI is classified as Article 8 within the meaning of Regulation (EU) 2019/2088 on the publication of sustainability information in the financial services sector (known as the Disclosure Regulation).

**Benchmark** index MSCI ACWI Select Metals & Mining Producers ex Gold & Silver IMI (M1WDS1PI), converted in Swiss Francs. This index, published by MSCI, is calculated with net dividends reinvested.

The Benchmark Indicator does not define the Fund's investment universe restrictively but enables investors to assess the risk profile they can expect when investing in the Fund.

**Investment strategy:** the Sub-Fund's investment strategy aims to build a portfolio concentrated in shares of companies producing and mining non-precious metals.

IXIOS Energy Metals is managed through rigorous stock picking, based on an investment process that includes qualitative criteria, internal and external analysis, and direct contact with the companies in which the fund invests.

The investment universe is essentially made up of equities of companies domiciled in Australia, Canada, the United States and the United Kingdom. However, the fund reserves the right to select securities from emerging countries or equities with a market capitalisation of less than USD 50 million, up to a limit of 10%.

The sub-fund invests at least 60% of its net assets in equities. Up to 100% of the equity portfolio may be denominated in currencies other than the Fund's reference currency, the US dollar. This risk will not be systematically hedged. This will result in a maximum exposure to currency risk equivalent to 100% of the equity portfolio.

The sub-fund may invest up to 20% of its net assets in Money Market Instruments, mainly for liquidity management purposes. These are instruments with a maturity of less than twelve months issued by governments in US dollars (e.g. T-Bills) of the high-grade type or higher (minimum short-term rating equivalent to A-1 on the Standard & Poor's rating scale/ P-1 for Moody's or F1 for Fitch Ratings or a rating deemed equivalent by the management company).

The sub-fund may invest in financial contracts traded on international markets, up to a limit of one time the sub-fund's net assets, in order to enter into: options on individual equities listed on regulated markets for exposure purposes; or forward exchange contracts (over the counter or standardised) or currency swaps in order to hedge exposure to certain currencies.

The Fund may also hold embedded derivatives (warrants or certificates) on an ancillary basis, for example in the case of a capital increase in a company with warrants attached.

The Sub-Fund may also invest up to 10% of its net assets in money market UCIs.

The Sub-Fund may hold up to 10% of its net assets in term deposits with the Custodian.

The sub-fund is an accumulation fund.

**Target retail investors:** This product is aimed at professional investors who have advanced knowledge and significant experience of investing in funds, who aim to increase the value of their investment over the recommended holding period and who are prepared to assume a high level of risk on their initial capital.

**Redemption and transaction:** Investors may obtain redemption on any business day upon simple request. Subscription and redemption requests are centralised each trading day before 6pm with our centralising agent Société Générale and executed based on the next net asset value dated the following day.

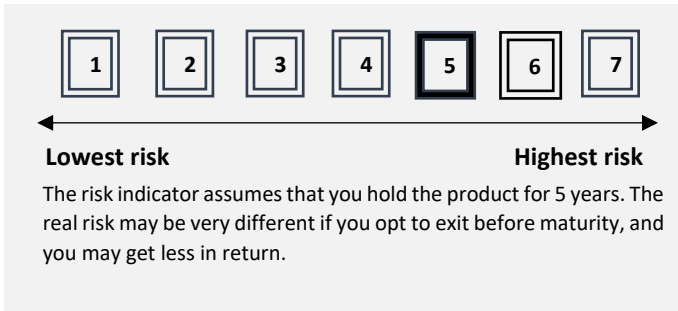
**Custodian:** Société Générale SA

**Practical information:** Further information on this Fund, including the prospectus and financial reports, may be obtained free of charge on request from Ixios Asset Management - 8, rue d'Aboukir, 75002 Paris, France.

The net asset value of the Funds is available at [www.ixios-am.com](http://www.ixios-am.com).

## What are the risks and what's in it for me?

### Risk indicator:



The synthetic risk indicator shows the level of risk of this product compared with others. It indicates the probability that this product will incur losses in the event of market movements or if we are unable to pay you.

**Beware of exchange rate risk. If the currency of your account is different from that of this Share, the amounts paid to you will depend on the exchange rate between the currencies. This currency risk is not considered in the above indicator.**

We have classified this product in risk class 5 out of 7, which is a "high risk class".

In other words, the potential losses linked to the future results of the product are at a "high" level and, if the situation were to deteriorate on the markets, it is very likely that our ability to pay you would be affected.

**Other materially relevant risks not included in the synthetic risk indicator:** Market liquidity risk may accentuate variations in product performance.

As this product does not provide protection against the vagaries of the market, you could lose all or part of your investment.

In addition to the risks included in the risk indicator, other risks may influence the Fund's performance. Please refer to the fund prospectus.

## Performance scenarios

The unfavourable, intermediate, and favourable scenarios presented represent examples using the best and worst performances, as well as the average performance of the product, possibly supplemented by that of the reference indicator over the last ten years. Markets could evolve very differently in the future. The stress scenario shows what you could achieve in extreme market situations.

**What you get out of this product depends on future market performance. Future market movements are unpredictable and cannot be accurately predicted.**

### Amounts in CHF rounded to 10 CHF near

Investment of 10 000 CHF Scenarios		If you leave after 1 year	If you leave after 5 years (Recommended holding period)
Tension scenario	<b>What you could get after deduction of costs</b> Average annual yield	2 750 CHF -72,48 %	1 310 CHF -33,45 %
Unfavourable scenario	<b>What you could get after deduction of costs</b> Average annual yield	5 720 CHF -42,75 %	7 290 CHF -6,14 %
Intermediate scenario	<b>What you could get after deduction of costs</b> Average annual yield	9 800 CHF -2,03 %	13 980 CHF 6,93 %
Favourable scenario	<b>What you could get after deduction of costs</b> Average annual yield	22 040 CHF 120,42 %	27 710 CHF 22,61 %

The chifffres shown include all costs of the product itself, but not necessarily all charges due to your adviser or distributor. These chifffres do not consider your personal fiscale situation, which may also influence the amounts you receive.

## What happens if Ixios Asset Management is unable to make the payments?

The product is a co-ownership of financial instruments and deposits that is separate from the portfolio management company. In the event of default by the portfolio management company, the assets of the product held by the custodian will not be affected. In the event of default by the custodian, the risk of financial loss to the product is mitigated by the legal segregation of the custodian's assets from those of the product.

## What will this investment cost me?

The person selling or advising you on this product may ask you to pay additional costs. If so, they will tell you about these costs and show you how they affect your investment.

### Costs over time

The tables show the amounts deducted from your investment to cover the different types of costs. These amounts depend on the amount you invest and the length of time you hold the product. The amounts shown here are illustrations based on an example of an investment amount and different possible investment periods.

We have assumed:

- that in the first year you would get back the amount you invested (0% annual return). That for the other holding periods, the product evolves as indicated in the intermediate scenario.
- 10 000 CHF are invested.



### Costs over time

<b>Recommended holding period: 5 years</b>	If you leave after 1 year	If you leave after 5 years (recommended holding period)
<b>Scenarios for an Investment of 10 000 CHF</b>		
Total costs	265 CHF	1 954 CHF
Annual cost impact(*)	2,65 %	2,83 %

(\*) It shows the extent to which costs reduce your return annually over the holding period. For example, it shows that if you exit at the end of the recommended holding period, your average return per year is expected to be 9,76 % before costs and 6,93 % after this deduction. These figures include the maximum distribution costs that the person selling you the product can charge you. This person will inform you of the actual distribution costs.

### Composition of costs

<b>The impact of annual costs if you leave after 1 year</b>		
<b>One-off entry or exit costs</b>		
<b>Entry costs</b>	We do not charge any entry fee for this product.	0 CHF
<b>Exit costs</b>	We do not charge any exit fees for this product.	0 CHF
<b>Recurring costs levied each year</b>		
<b>Management fees and other administrative or operating costs</b>	1,38 % of the value of your investment per year. This is an estimate based on last year's actual costs.	138 CHF
<b>Cost of transaction</b>	1,13 % of the value of your investment per year. This is an estimate based on last year's actual costs.	113 CHF
<b>Ancillary costs levied under specific conditions</b>		
<b>Commissions Performance</b>	15% of the annual outperformance, net of fees, of the Fund compared with the annual performance of the index MSCI ACWI Select Metals & Mining Producers ex Gold & Silver IMI (M1WDS1PI), converted in Swiss Francs calculated using the reference asset methodology. The calculation is applied on each Net Asset Value Calculation Date in accordance with the terms described in the prospectus. Past underperformance over the last 5 years must be offset before a new performance fee provision can be recorded. Performance fees on assets under management, if any, are deducted at the end of the Fund's financial year. Performance fees on redemptions, if any, may be charged during the financial year.	14 CHF

These costs do not include the operating expenses inherent in the operation of the underlying assets.

These costs may differ from the actual costs that the retail investor may incur.

### How long do I have to keep it and can I withdraw money early?

**The recommended investment horizon is a minimum of 5 years.**

You may request redemption of your shares on any day. Redemption transactions are carried out on a daily basis in accordance with the terms and conditions set out in the prospectus. Investors may be penalised if they hold their shares for less than the recommended period.

### How do I make a complaint?

You may make a complaint about the product or the conduct of (i) the originator of the product, (ii) a person who provides advice about the product, or (iii) a person who sells the product by sending an e-mail or letter to the following persons, as applicable:

- If your complaint concerns the product itself or the behaviour of the initiator: please contact Ixios Asset Management by e-mail ([compliance@ixios-am.com](mailto:compliance@ixios-am.com)) or by post, preferably with return receipt, at Ixios Asset Management - 8, rue d'Aboukir 75002 Paris. A complaints handling procedure is available on the company's website: <https://ixios-am.com/fr/informations-reglementaires>
- If your complaint concerns a person who provides advice on the product or offers it, please contact that person directly.

IXIOS AM shall not be liable for any statement contained herein that is misleading, inaccurate, or inconsistent with the corresponding parts of the Fund's prospectus.

### Other relevant information

If you are not satisfied with the response you receive, or if your contact does not reply within 1 month, you can also contact the AMF Ombudsman by filling in the electronic form on the AMF website ([www.amf-france.org](http://www.amf-france.org)), or by post: Le Médiateur - Autorité des marchés financiers - 17, place de la Bourse - 75082 PARIS CEDEX 02.

The UCI is classified as Article 8 within the meaning of Regulation (EU) 2019/2088 on the publication of sustainability information in the financial services sector (known as the Disclosure Regulation).

The prospectus, articles of association, key investor information documents, notices to investors, financial reports and other information documents relating to the Fund, including the various published policies of the Fund, can be found on our website [www.ixios-am.com](http://www.ixios-am.com). You may also request a copy of these documents from the registered office of the Management Company.

Where this product is used as a unit-linked carrier in a life insurance or capitalisation contract, additional information on this contract, such as the costs of the contract, which are not included in the costs set out in this document, the contact in the event of a claim and what happens if the insurance company defaults, is set out in the key information document for this contract, which must be provided by your insurer or broker or any other insurance intermediary in accordance with its legal obligation.

A Gates redemption cap mechanism may be implemented by the Management Company. For more information on this mechanism, please refer to the "Gates redemption cap mechanism" section of the Prospectus.

**Past performance:** You can download the Fund's past performance at [www.ixios-am.com](http://www.ixios-am.com)

**Performance scenarios:** You can consult the performance scenarios updated each month on [www.ixios-am.com](http://www.ixios-am.com)

## Product: IXIOS ENERGY METALS S - USD ISIN: FR0014001BS2 - Currency: USD



Name of offeror: **Ixios Asset Management**

Website: [www.ixios-am.com](http://www.ixios-am.com)

Contact: call +33 1 89 19 87 30 for further information

Competent authority: The Autorité des Marchés Financiers (AMF) is responsible for supervising Ixios Asset Management regarding this key information document. Ixios Asset Management is authorised in France under number GP-19000010 and regulated by the Autorité des Marchés Financiers.

Key information document production date: 08/31/2023.

### Warning

You are about to buy a product that is not that simple and may be difficult to understand

### What this product consists of

**Type:** Equities IXIOS ENERGY METALS S - USD of the Undertaking for Collective Investment in Transferable Securities (UCITS) Ixios Energy Metals Sub-Fund of the Ixios Funds SICAV.

**Duration:** The Fund is open-ended. The management company may dissolve the fund by liquidation or merger with another fund in the best interests of investors and in accordance with the Prospectus.

**Objectives:** IXIOS ENERGY METALS is a sub-fund seeking long-term performance through exposure to the equities of companies producing and mining non-precious metals. The objective of the sub-fund is to outperform the MSCI ACWI Select Metals & Mining Producers ex Gold & Silver IMI (net dividends reinvested) over a 5-year investment period, after taking into account ongoing costs, by investing at least 90% in stocks selected on the basis of extra-financial criteria using a proprietary rating methodology by taking into account environmental, social and governance ("ESG") aspects aimed at creating sustainable value.

The UCI is classified as Article 8 within the meaning of Regulation (EU) 2019/2088 on the publication of sustainability information in the financial services sector (known as the Disclosure Regulation).

**Benchmark** index MSCI ACWI Select Metals & Mining Producers ex Gold & Silver IMI (M1WDS1PI), denominated in US dollars. This index, published by MSCI, is calculated with net dividends reinvested.

The Benchmark Indicator does not define the Fund's investment universe restrictively but enables investors to assess the risk profile they can expect when investing in the Fund.

**Investment strategy:** the Sub-Fund's investment strategy aims to build a portfolio concentrated in shares of companies producing and mining non-precious metals.

IXIOS Energy Metals is managed through rigorous stock picking, based on an investment process that includes qualitative criteria, internal and external analysis, and direct contact with the companies in which the fund invests.

The investment universe is essentially made up of equities of companies domiciled in Australia, Canada, the United States and the United Kingdom. However, the fund reserves the right to select securities from emerging countries or equities with a market capitalisation of less than USD 50 million, up to a limit of 10%.

The sub-fund invests at least 60% of its net assets in equities. Up to 100% of the equity portfolio may be denominated in currencies other than the Fund's reference currency, the US dollar. This risk will not be systematically hedged. This will result in a maximum exposure to currency risk equivalent to 100% of the equity portfolio.

The sub-fund may invest up to 20% of its net assets in Money Market Instruments, mainly for liquidity management purposes. These are instruments with a maturity of less than twelve months issued by governments in US dollars (e.g. T-Bills) of the high-grade type or higher (minimum short-term rating equivalent to A-1 on the Standard & Poor's rating scale/ P-1 for Moody's or F1 for Fitch Ratings or a rating deemed equivalent by the management company).

The sub-fund may invest in financial contracts traded on international markets, up to a limit of one time the sub-fund's net assets, in order to enter into: options on individual equities listed on regulated markets for exposure purposes; or forward exchange contracts (over the counter or standardised) or currency swaps in order to hedge exposure to certain currencies.

The Fund may also hold embedded derivatives (warrants or certificates) on an ancillary basis, for example in the case of a capital increase in a company with warrants attached.

The Sub-Fund may also invest up to 10% of its net assets in money market UCIs.

The Sub-Fund may hold up to 10% of its net assets in term deposits with the Custodian.

The sub-fund is an accumulation fund.

**Target retail investors:** This product is aimed at professional investors who have advanced knowledge and significant experience of investing in funds, who aim to increase the value of their investment over the recommended holding period and who are prepared to assume a high level of risk on their initial capital.

**Redemption and transaction:** Investors may obtain redemption on any business day upon simple request. Subscription and redemption requests are centralised each trading day before 6pm with our centralising agent Société Générale and executed based on the next net asset value dated the following day.

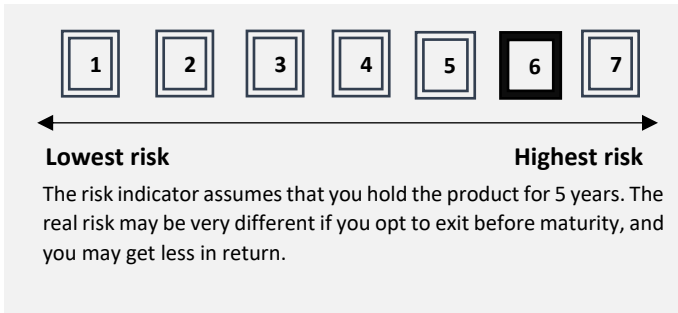
**Custodian:** Société Générale SA

**Practical information:** Further information on this Fund, including the prospectus and financial reports, may be obtained free of charge on request from Ixios Asset Management - 8, rue d'Aboukir, 75002 Paris, France.

The net asset value of the Funds is available at [www.ixios-am.com](http://www.ixios-am.com).

## What are the risks and what's in it for me?

### Risk indicator:



The synthetic risk indicator shows the level of risk of this product compared with others. It indicates the probability that this product will incur losses in the event of market movements or if we are unable to pay you.

**Beware of exchange rate risk. If the currency of your account is different from that of this Share, the amounts paid to you will depend on the exchange rate between the currencies. This currency risk is not considered in the above indicator.**

We have classified this product in risk class 6 out of 7, which is a "high risk class".

In other words, the potential losses linked to the future results of the product are at a "high" level and, if the situation were to deteriorate on the markets, it is very likely that our ability to pay you would be affected.

**Other materially relevant risks not included in the synthetic risk indicator:** Market liquidity risk may accentuate variations in product performance.

As this product does not provide protection against the vagaries of the market, you could lose all or part of your investment.

In addition to the risks included in the risk indicator, other risks may influence the Fund's performance. Please refer to the fund prospectus.

## Performance scenarios

The unfavourable, intermediate, and favourable scenarios presented represent examples using the best and worst performances, as well as the average performance of the product, possibly supplemented by that of the reference indicator over the last ten years. Markets could evolve very differently in the future. The stress scenario shows what you could achieve in extreme market situations.

**What you get out of this product depends on future market performance. Future market movements are unpredictable and cannot be accurately predicted.**

### Amounts in USD rounded to 10 USD near

Investment of 10 000 USD Scenarios		If you leave after 1 year	If you leave after 5 years (Recommended holding period)
Tension scenario	<b>What you could get after deduction of costs</b> Average annual yield	2 610 USD -73,92 %	1 160 USD -35,01 %
Unfavourable scenario	<b>What you could get after deduction of costs</b> Average annual yield	5 610 USD -43,94 %	7 620 USD -5,30 %
Intermediate scenario	<b>What you could get after deduction of costs</b> Average annual yield	10 050 USD 0,54 %	15 480 USD 9,13 %
Favourable scenario	<b>What you could get after deduction of costs</b> Average annual yield	22 080 USD 120,77 %	31 090 USD 25,47 %

The chiffres shown include all costs of the product itself, but not necessarily all charges due to your adviser or distributor. These chiffres do not consider your personal fiscale situation, which may also influence the amounts you receive.

## What happens if Ixios Asset Management is unable to make the payments?

The product is a co-ownership of financial instruments and deposits that is separate from the portfolio management company. In the event of default by the portfolio management company, the assets of the product held by the custodian will not be affected. In the event of default by the custodian, the risk of financial loss to the product is mitigated by the legal segregation of the custodian's assets from those of the product.

## What will this investment cost me?

The person selling or advising you on this product may ask you to pay additional costs. If so, they will tell you about these costs and show you how they affect your investment.

### Costs over time

The tables show the amounts deducted from your investment to cover the different types of costs. These amounts depend on the amount you invest and the length of time you hold the product. The amounts shown here are illustrations based on an example of an investment amount and different possible investment periods.

We have assumed:

- that in the first year you would get back the amount you invested (0% annual return). That for the other holding periods, the product evolves as indicated in the intermediate scenario.
- 10 000 USD are invested.

**Costs over time**

<b>Recommended holding period: 5 years</b>	If you leave after 1 year	If you leave after 5 years (recommended holding period)
<b>Scenarios for an Investment of 10 000 USD</b>		
Total costs	239 USD	1 939 USD
Annual cost impact(*)	2,39 %	2,61 %

(\*) It shows the extent to which costs reduce your return annually over the holding period. For example, it shows that if you exit at the end of the recommended holding period, your average return per year is expected to be 11,74 % before costs and 9,13 % after this deduction. These figures include the maximum distribution costs that the person selling you the product can charge you. This person will inform you of the actual distribution costs.

**Composition of costs**

<b>The impact of annual costs if you leave after 1 year</b>		
<b>One-off entry or exit costs</b>		
<b>Entry costs</b>	We do not charge any entry fee for this product.	0 USD
<b>Exit costs</b>	We do not charge any exit fees for this product.	0 USD
<b>Recurring costs levied each year</b>		
<b>Management fees and other administrative or operating costs</b>	1,08 % of the value of your investment per year. This is an estimate based on last year's actual costs.	108 USD
<b>Cost of transaction</b>	1,13 % of the value of your investment per year. This is an estimate based on last year's actual costs.	113 USD
<b>Ancillary costs levied under specific conditions</b>		
<b>Commissions Performance</b>	15% of the annual outperformance, net of fees, of the Fund compared with the annual performance of the index MSCI ACWI Select Metals & Mining Producers ex Gold & Silver IMI (M1WDS1PI), denominated in US dollars calculated using the reference asset methodology. The calculation is applied on each Net Asset Value Calculation Date in accordance with the terms described in the prospectus. Past underperformance over the last 5 years must be offset before a new performance fee provision can be recorded. Performance fees on assets under management, if any, are deducted at the end of the Fund's financial year. Performance fees on redemptions, if any, may be charged during the financial year.	18 USD

These costs do not include the operating expenses inherent in the operation of the underlying assets.

These costs may differ from the actual costs that the retail investor may incur.

**How long do I have to keep it and can I withdraw money early?**

**The recommended investment horizon is a minimum of 5 years.**

You may request redemption of your shares on any day. Redemption transactions are carried out on a daily basis in accordance with the terms and conditions set out in the prospectus. Investors may be penalised if they hold their shares for less than the recommended period.

**How do I make a complaint?**

You may make a complaint about the product or the conduct of (i) the originator of the product, (ii) a person who provides advice about the product, or (iii) a person who sells the product by sending an e-mail or letter to the following persons, as applicable:

- If your complaint concerns the product itself or the behaviour of the initiator: please contact Ixios Asset Management by e-mail ([compliance@ixios-am.com](mailto:compliance@ixios-am.com)) or by post, preferably with return receipt, at Ixios Asset Management - 8, rue d'Aboukir 75002 Paris. A complaints handling procedure is available on the company's website: <https://ixios-am.com/fr/informations-reglementaires>
- If your complaint concerns a person who provides advice on the product or offers it, please contact that person directly.

IXIOS AM shall not be liable for any statement contained herein that is misleading, inaccurate, or inconsistent with the corresponding parts of the Fund's prospectus.

**Other relevant information**

If you are not satisfied with the response you receive, or if your contact does not reply within 1 month, you can also contact the AMF Ombudsman by filling in the electronic form on the AMF website ([www.amf-france.org](http://www.amf-france.org)), or by post: Le Médiateur - Autorité des marchés financiers - 17, place de la Bourse - 75082 PARIS CEDEX 02.

The UCI is classified as Article 8 within the meaning of Regulation (EU) 2019/2088 on the publication of sustainability information in the financial services sector (known as the Disclosure Regulation).

The prospectus, articles of association, key investor information documents, notices to investors, financial reports and other information documents relating to the Fund, including the various published policies of the Fund, can be found on our website [www.ixios-am.com](http://www.ixios-am.com). You may also request a copy of these documents from the registered office of the Management Company.

Where this product is used as a unit-linked carrier in a life insurance or capitalisation contract, additional information on this contract, such as the costs of the contract, which are not included in the costs set out in this document, the contact in the event of a claim and what happens if the insurance company defaults, is set out in the key information document for this contract, which must be provided by your insurer or broker or any other insurance intermediary in accordance with its legal obligation.

A Gates redemption cap mechanism may be implemented by the Management Company. For more information on this mechanism, please refer to the "Gates redemption cap mechanism" section of the Prospectus.

**Past performance:** You can download the Fund's past performance at [www.ixios-am.com](http://www.ixios-am.com)

**Performance scenarios:** You can consult the performance scenarios updated each month on [www.ixios-am.com](http://www.ixios-am.com)



## Product: IXIOS ENERGY METALS P - USD ISIN: FR0014001BV6 - Currency: USD



Name of offeror: **Ixios Asset Management**

Website: [www.ixios-am.com](http://www.ixios-am.com)

Contact: call +33 1 89 19 87 30 for further information

Competent authority: The Autorité des Marchés Financiers (AMF) is responsible for supervising Ixios Asset Management regarding this key information document. Ixios Asset Management is authorised in France under number GP-19000010 and regulated by the Autorité des Marchés Financiers.

Key information document production date: 08/31/2023.

### Warning

You are about to buy a product that is not that simple and may be difficult to understand

### What this product consists of

**Type:** Equities IXIOS ENERGY METALS P - USD of the Undertaking for Collective Investment in Transferable Securities (UCITS) Ixios Energy Metals Sub-Fund of the Ixios Funds SICAV.

**Duration:** The Fund is open-ended. The management company may dissolve the fund by liquidation or merger with another fund in the best interests of investors and in accordance with the Prospectus.

**Objectives:** IXIOS ENERGY METALS is a sub-fund seeking long-term performance through exposure to the equities of companies producing and mining non-precious metals. The objective of the sub-fund is to outperform the MSCI ACWI Select Metals & Mining Producers ex Gold & Silver IMI (net dividends reinvested) over a 5-year investment period, after taking into account ongoing costs, by investing at least 90% in stocks selected on the basis of extra-financial criteria using a proprietary rating methodology by taking into account environmental, social and governance ("ESG") aspects aimed at creating sustainable value.

The UCI is classified as Article 8 within the meaning of Regulation (EU) 2019/2088 on the publication of sustainability information in the financial services sector (known as the Disclosure Regulation).

**Benchmark** index MSCI ACWI Select Metals & Mining Producers ex Gold & Silver IMI (M1WDS1PI), denominated in US dollars. This index, published by MSCI, is calculated with net dividends reinvested.

The Benchmark Indicator does not define the Fund's investment universe restrictively but enables investors to assess the risk profile they can expect when investing in the Fund.

**Investment strategy:** the Sub-Fund's investment strategy aims to build a portfolio concentrated in shares of companies producing and mining non-precious metals.

IXIOS Energy Metals is managed through rigorous stock picking, based on an investment process that includes qualitative criteria, internal and external analysis, and direct contact with the companies in which the fund invests.

The investment universe is essentially made up of equities of companies domiciled in Australia, Canada, the United States and the United Kingdom. However, the fund reserves the right to select securities from emerging countries or equities with a market capitalisation of less than USD 50 million, up to a limit of 10%.

The sub-fund invests at least 60% of its net assets in equities. Up to 100% of the equity portfolio may be denominated in currencies other than the Fund's reference currency, the US dollar. This risk will not be systematically hedged. This will result in a maximum exposure to currency risk equivalent to 100% of the equity portfolio.

The sub-fund may invest up to 20% of its net assets in Money Market Instruments, mainly for liquidity management purposes. These are instruments with a maturity of less than twelve months issued by governments in US dollars (e.g. T-Bills) of the high-grade type or higher (minimum short-term rating equivalent to A-1 on the Standard & Poor's rating scale/ P-1 for Moody's or F1 for Fitch Ratings or a rating deemed equivalent by the management company).

The sub-fund may invest in financial contracts traded on international markets, up to a limit of one time the sub-fund's net assets, in order to enter into: options on individual equities listed on regulated markets for exposure purposes; or forward exchange contracts (over the counter or standardised) or currency swaps in order to hedge exposure to certain currencies.

The Fund may also hold embedded derivatives (warrants or certificates) on an ancillary basis, for example in the case of a capital increase in a company with warrants attached.

The Sub-Fund may also invest up to 10% of its net assets in money market UCIs.

The Sub-Fund may hold up to 10% of its net assets in term deposits with the Custodian.

The sub-fund is an accumulation fund.

**Target retail investors:** This product is aimed at professional investors who have advanced knowledge and significant experience of investing in funds, who aim to increase the value of their investment over the recommended holding period and who are prepared to assume a high level of risk on their initial capital.

**Redemption and transaction:** Investors may obtain redemption on any business day upon simple request. Subscription and redemption requests are centralised each trading day before 6pm with our centralising agent Société Générale and executed based on the next net asset value dated the following day.

**Custodian:** Société Générale SA

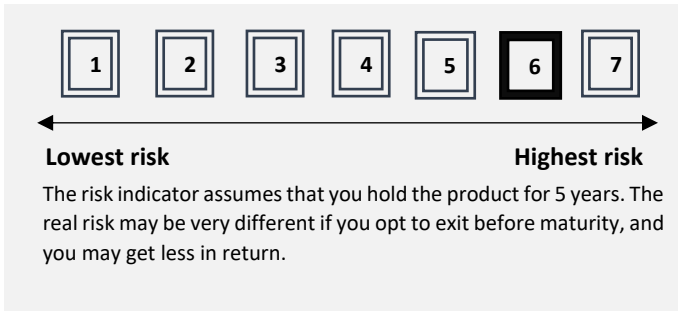
**Practical information:** Further information on this Fund, including the prospectus and financial reports, may be obtained free of charge on request from Ixios Asset Management - 8, rue d'Aboukir, 75002 Paris, France.

The net asset value of the Funds is available at [www.ixios-am.com](http://www.ixios-am.com).



## What are the risks and what's in it for me?

### Risk indicator:



The synthetic risk indicator shows the level of risk of this product compared with others. It indicates the probability that this product will incur losses in the event of market movements or if we are unable to pay you.

**Beware of exchange rate risk. If the currency of your account is different from that of this Share, the amounts paid to you will depend on the exchange rate between the currencies. This currency risk is not considered in the above indicator.**

We have classified this product in risk class 6 out of 7, which is a "high risk class".

In other words, the potential losses linked to the future results of the product are at a "high" level and, if the situation were to deteriorate on the markets, it is very likely that our ability to pay you would be affected.

**Other materially relevant risks not included in the synthetic risk indicator:** Market liquidity risk may accentuate variations in product performance.

As this product does not provide protection against the vagaries of the market, you could lose all or part of your investment.

In addition to the risks included in the risk indicator, other risks may influence the Fund's performance. Please refer to the fund prospectus.

## Performance scenarios

The unfavourable, intermediate, and favourable scenarios presented represent examples using the best and worst performances, as well as the average performance of the product, possibly supplemented by that of the reference indicator over the last ten years. Markets could evolve very differently in the future. The stress scenario shows what you could achieve in extreme market situations.

**What you get out of this product depends on future market performance. Future market movements are unpredictable and cannot be accurately predicted.**

### Amounts in USD rounded to 10 USD near

Investment of 10 000 USD Scenarios		If you leave after 1 year	If you leave after 5 years (Recommended holding period)
Tension scenario	<b>What you could get after deduction of costs</b> Average annual yield	2 610 USD -73,87 %	1 180 USD -34,75 %
Unfavourable scenario	<b>What you could get after deduction of costs</b> Average annual yield	5 610 USD -43,94 %	7 530 USD -5,52 %
Intermediate scenario	<b>What you could get after deduction of costs</b> Average annual yield	9 960 USD - 0,39 %	15 200 USD 8,73 %
Favourable scenario	<b>What you could get after deduction of costs</b> Average annual yield	21 950 USD 119,49 %	30 910 USD 25,32 %

The chiffres shown include all costs of the product itself, but not necessarily all charges due to your adviser or distributor. These chiffres do not consider your personal fiscale situation, which may also influence the amounts you receive.

## What happens if Ixios Asset Management is unable to make the payments?

The product is a co-ownership of financial instruments and deposits that is separate from the portfolio management company. In the event of default by the portfolio management company, the assets of the product held by the custodian will not be affected. In the event of default by the custodian, the risk of financial loss to the product is mitigated by the legal segregation of the custodian's assets from those of the product.

## What will this investment cost me?

The person selling or advising you on this product may ask you to pay additional costs. If so, they will tell you about these costs and show you how they affect your investment.

### Costs over time

The tables show the amounts deducted from your investment to cover the different types of costs. These amounts depend on the amount you invest and the length of time you hold the product. The amounts shown here are illustrations based on an example of an investment amount and different possible investment periods.

We have assumed:

- that in the first year you would get back the amount you invested (0% annual return). That for the other holding periods, the product evolves as indicated in the intermediate scenario.
- 10 000 USD are invested.

**Costs over time**

<b>Recommended holding period: 5 years</b>	If you leave after 1 year	If you leave after 5 years (recommended holding period)
<b>Scenarios for an Investment of 10 000 USD</b>		
Total costs	330 USD	2 681 USD
Annual cost impact(*)	3,30 %	3,59 %

(\*) It shows the extent to which costs reduce your return annually over the holding period. For example, it shows that if you exit at the end of the recommended holding period, your average return per year is expected to be 12,32 % before costs and 8,73 % after this deduction. These figures include the maximum distribution costs that the person selling you the product can charge you. This person will inform you of the actual distribution costs.

**Composition of costs**

<b>The impact of annual costs if you leave after 1 year</b>		
<b>One-off entry or exit costs</b>		
<b>Entry costs</b>	We do not charge any entry fee for this product.	0 USD
<b>Exit costs</b>	We do not charge any exit fees for this product.	0 USD
<b>Recurring costs levied each year</b>		
<b>Management fees and other administrative or operating costs</b>	2,15 % of the value of your investment per year. This is an estimate based on last year's actual costs.	215 USD
<b>Cost of transaction</b>	1,13 % of the value of your investment per year. This is an estimate based on last year's actual costs.	113 USD
<b>Ancillary costs levied under specific conditions</b>		
<b>Commissions Performance</b>	15% of the annual outperformance, net of fees, of the Fund compared with the annual performance of the index MSCI ACWI Select Metals & Mining Producers ex Gold & Silver IMI (M1WDS1PI), denominated in US dollars calculated using the reference asset methodology. The calculation is applied on each Net Asset Value Calculation Date in accordance with the terms described in the prospectus. Past underperformance over the last 5 years must be offset before a new performance fee provision can be recorded. Performance fees on assets under management, if any, are deducted at the end of the Fund's financial year. Performance fees on redemptions, if any, may be charged during the financial year.	2 USD

These costs do not include the operating expenses inherent in the operation of the underlying assets.

These costs may differ from the actual costs that the retail investor may incur.

**How long do I have to keep it and can I withdraw money early?**

**The recommended investment horizon is a minimum of 5 years.**

You may request redemption of your shares on any day. Redemption transactions are carried out on a daily basis in accordance with the terms and conditions set out in the prospectus. Investors may be penalised if they hold their shares for less than the recommended period.

**How do I make a complaint?**

You may make a complaint about the product or the conduct of (i) the originator of the product, (ii) a person who provides advice about the product, or (iii) a person who sells the product by sending an e-mail or letter to the following persons, as applicable:

- If your complaint concerns the product itself or the behaviour of the initiator: please contact Ixios Asset Management by e-mail ([compliance@ixios-am.com](mailto:compliance@ixios-am.com)) or by post, preferably with return receipt, at Ixios Asset Management - 8, rue d'Aboukir 75002 Paris. A complaints handling procedure is available on the company's website: <https://ixios-am.com/fr/informations-reglementaires>
- If your complaint concerns a person who provides advice on the product or offers it, please contact that person directly.

IXIOS AM shall not be liable for any statement contained herein that is misleading, inaccurate, or inconsistent with the corresponding parts of the Fund's prospectus.

**Other relevant information**

If you are not satisfied with the response you receive, or if your contact does not reply within 1 month, you can also contact the AMF Ombudsman by filling in the electronic form on the AMF website ([www.amf-france.org](http://www.amf-france.org)), or by post: Le Médiateur - Autorité des marchés financiers - 17, place de la Bourse - 75082 PARIS CEDEX 02.

The UCI is classified as Article 8 within the meaning of Regulation (EU) 2019/2088 on the publication of sustainability information in the financial services sector (known as the Disclosure Regulation).

The prospectus, articles of association, key investor information documents, notices to investors, financial reports and other information documents relating to the Fund, including the various published policies of the Fund, can be found on our website [www.ixios-am.com](http://www.ixios-am.com). You may also request a copy of these documents from the registered office of the Management Company.

Where this product is used as a unit-linked carrier in a life insurance or capitalisation contract, additional information on this contract, such as the costs of the contract, which are not included in the costs set out in this document, the contact in the event of a claim and what happens if the insurance company defaults, is set out in the key information document for this contract, which must be provided by your insurer or broker or any other insurance intermediary in accordance with its legal obligation.

A Gates redemption cap mechanism may be implemented by the Management Company. For more information on this mechanism, please refer to the "Gates redemption cap mechanism" section of the Prospectus.

**Past performance:** You can download the Fund's past performance at [www.ixios-am.com](http://www.ixios-am.com)

**Performance scenarios:** You can consult the performance scenarios updated each month on [www.ixios-am.com](http://www.ixios-am.com)

## Product: IXIOS ENERGY METALS P - EUR ISIN: FR0014001BW4 - Currency: EUR



Name of offeror: **Ixios Asset Management**

Website: [www.ixios-am.com](http://www.ixios-am.com)

Contact: call +33 1 89 19 87 30 for further information

Competent authority: The Autorité des Marchés Financiers (AMF) is responsible for supervising Ixios Asset Management regarding this key information document. Ixios Asset Management is authorised in France under number GP-19000010 and regulated by the Autorité des Marchés Financiers.

Key information document production date: 08/31/2023.

### Warning

You are about to buy a product that is not that simple and may be difficult to understand

### What this product consists of

**Type:** Equities IXIOS ENERGY METALS P - EUR of the Undertaking for Collective Investment in Transferable Securities (UCITS) Ixios Energy Metals Sub-Fund of the Ixios Funds SICAV.

**Duration:** The Fund is open-ended. The management company may dissolve the fund by liquidation or merger with another fund in the best interests of investors and in accordance with the Prospectus.

**Objectives:** IXIOS ENERGY METALS is a sub-fund seeking long-term performance through exposure to the equities of companies producing and mining non-precious metals. The objective of the sub-fund is to outperform the MSCI ACWI Select Metals & Mining Producers ex Gold & Silver IMI (net dividends reinvested) over a 5-year investment period, after taking into account ongoing costs, by investing at least 90% in stocks selected on the basis of extra-financial criteria using a proprietary rating methodology by taking into account environmental, social and governance ("ESG") aspects aimed at creating sustainable value.

The UCI is classified as Article 8 within the meaning of Regulation (EU) 2019/2088 on the publication of sustainability information in the financial services sector (known as the Disclosure Regulation).

**Benchmark** index MSCI ACWI Select Metals & Mining Producers ex Gold & Silver IMI (M1WDS1PI), converted in Euro. This index, published by MSCI, is calculated with net dividends reinvested.

The Benchmark Indicator does not define the Fund's investment universe restrictively but enables investors to assess the risk profile they can expect when investing in the Fund.

**Investment strategy:** the Sub-Fund's investment strategy aims to build a portfolio concentrated in shares of companies producing and mining non-precious metals.

IXIOS Energy Metals is managed through rigorous stock picking, based on an investment process that includes qualitative criteria, internal and external analysis, and direct contact with the companies in which the fund invests.

The investment universe is essentially made up of equities of companies domiciled in Australia, Canada, the United States and the United Kingdom. However, the fund reserves the right to select securities from emerging countries or equities with a market capitalisation of less than USD 50 million, up to a limit of 10%.

The sub-fund invests at least 60% of its net assets in equities. Up to 100% of the equity portfolio may be denominated in currencies other than the Fund's reference currency, the US dollar. This risk will not be systematically hedged. This will result in a maximum exposure to currency risk equivalent to 100% of the equity portfolio.

The sub-fund may invest up to 20% of its net assets in Money Market Instruments, mainly for liquidity management purposes. These are instruments with a maturity of less than twelve months issued by governments in US dollars (e.g. T-Bills) of the high-grade type or higher (minimum short-term rating equivalent to A-1 on the Standard & Poor's rating scale/ P-1 for Moody's or F1 for Fitch Ratings or a rating deemed equivalent by the management company).

The sub-fund may invest in financial contracts traded on international markets, up to a limit of one time the sub-fund's net assets, in order to enter into: options on individual equities listed on regulated markets for exposure purposes; or forward exchange contracts (over the counter or standardised) or currency swaps in order to hedge exposure to certain currencies.

The Fund may also hold embedded derivatives (warrants or certificates) on an ancillary basis, for example in the case of a capital increase in a company with warrants attached.

The Sub-Fund may also invest up to 10% of its net assets in money market UCIs.

The Sub-Fund may hold up to 10% of its net assets in term deposits with the Custodian.

The sub-fund is an accumulation fund.

**Target retail investors:** This product is aimed at professional investors who have advanced knowledge and significant experience of investing in funds, who aim to increase the value of their investment over the recommended holding period and who are prepared to assume a high level of risk on their initial capital.

**Redemption and transaction:** Investors may obtain redemption on any business day upon simple request. Subscription and redemption requests are centralised each trading day before 6pm with our centralising agent Société Générale and executed based on the next net asset value dated the following day.

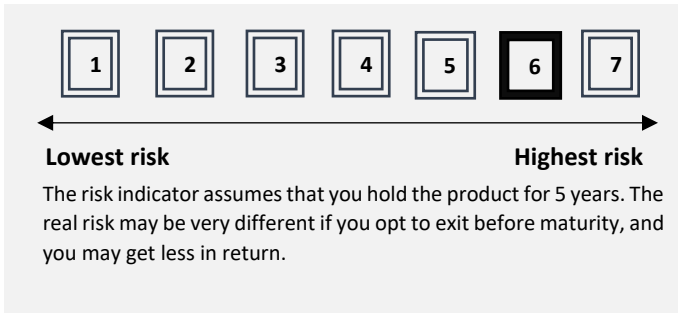
**Custodian:** Société Générale SA

**Practical information:** Further information on this Fund, including the prospectus and financial reports, may be obtained free of charge on request from Ixios Asset Management - 8, rue d'Aboukir, 75002 Paris, France.

The net asset value of the Funds is available at [www.ixios-am.com](http://www.ixios-am.com).

## What are the risks and what's in it for me?

### Risk indicator:



The synthetic risk indicator shows the level of risk of this product compared with others. It indicates the probability that this product will incur losses in the event of market movements or if we are unable to pay you.

**Beware of exchange rate risk. If the currency of your account is different from that of this Share, the amounts paid to you will depend on the exchange rate between the currencies. This currency risk is not considered in the above indicator.**

We have classified this product in risk class 5 out of 7, which is a "high risk class".

In other words, the potential losses linked to the future results of the product are at a "high" level and, if the situation were to deteriorate on the markets, it is very likely that our ability to pay you would be affected.

**Other materially relevant risks not included in the synthetic risk indicator:** Market liquidity risk may accentuate variations in product performance.

As this product does not provide protection against the vagaries of the market, you could lose all or part of your investment.

In addition to the risks included in the risk indicator, other risks may influence the Fund's performance. Please refer to the fund prospectus.

## Performance scenarios

The unfavourable, intermediate, and favourable scenarios presented represent examples using the best and worst performances, as well as the average performance of the product, possibly supplemented by that of the reference indicator over the last ten years. Markets could evolve very differently in the future. The stress scenario shows what you could achieve in extreme market situations.

**What you get out of this product depends on future market performance. Future market movements are unpredictable and cannot be accurately predicted.**

### Amounts in EUR rounded to 10 EUR near

Investment of 10 000 EUR Scenarios		If you leave after 1 year	If you leave after 5 years (Recommended holding period)
Tension scenario	<b>What you could get after deduction of costs</b> Average annual yield	2 900 EUR -71,01 %	1 510 EUR -31,51 %
Unfavourable scenario	<b>What you could get after deduction of costs</b> Average annual yield	5 850 EUR -41,49 %	7 600 EUR -5,34 %
Intermediate scenario	<b>What you could get after deduction of costs</b> Average annual yield	10 370 EUR 3,73 %	16 910 EUR 11,08 %
Favourable scenario	<b>What you could get after deduction of costs</b> Average annual yield	20 360 EUR 103,55 %	28 510 EUR 23,31 %

The chiffres shown include all costs of the product itself, but not necessarily all charges due to your adviser or distributor. These chiffres do not consider your personal fiscale situation, which may also influence the amounts you receive.

## What happens if Ixios Asset Management is unable to make the payments?

The product is a co-ownership of financial instruments and deposits that is separate from the portfolio management company. In the event of default by the portfolio management company, the assets of the product held by the custodian will not be affected. In the event of default by the custodian, the risk of financial loss to the product is mitigated by the legal segregation of the custodian's assets from those of the product.

## What will this investment cost me?

The person selling or advising you on this product may ask you to pay additional costs. If so, they will tell you about these costs and show you how they affect your investment.

### Costs over time

The tables show the amounts deducted from your investment to cover the different types of costs. These amounts depend on the amount you invest and the length of time you hold the product. The amounts shown here are illustrations based on an example of an investment amount and different possible investment periods.

We have assumed:

- that in the first year you would get back the amount you invested (0% annual return). That for the other holding periods, the product evolves as indicated in the intermediate scenario.
- 10 000 EUR are invested.

**Costs over time**

<b>Recommended holding period: 5 years</b>	If you leave after 1 year	If you leave after 5 years (recommended holding period)
<b>Scenarios for an Investment of 10 000 EUR</b>		
Total costs	399 EUR	3 650 EUR
Annual cost impact(*)	3,99 %	4,43 %

(\*) It shows the extent to which costs reduce your return annually over the holding period. For example, it shows that if you exit at the end of the recommended holding period, your average return per year is expected to be 15,51 % before costs and 11,08 % after this deduction. These figures include the maximum distribution costs that the person selling you the product can charge you. This person will inform you of the actual distribution costs.

**Composition of costs**

<b>The impact of annual costs if you leave after 1 year</b>		
<b>One-off entry or exit costs</b>		
<b>Entry costs</b>	We do not charge any entry fee for this product.	0 EUR
<b>Exit costs</b>	We do not charge any exit fees for this product.	0 EUR
<b>Recurring costs levied each year</b>		
<b>Management fees and other administrative or operating costs</b>	2,14 % of the value of your investment per year. This is an estimate based on last year's actual costs.	214 EUR
<b>Cost of transaction</b>	1,13 % of the value of your investment per year. This is an estimate based on last year's actual costs.	113 EUR
<b>Ancillary costs levied under specific conditions</b>		
<b>Commissions Performance</b>	15% of the annual outperformance, net of fees, of the Fund compared with the annual performance of the index MSCI ACWI Select Metals & Mining Producers ex Gold & Silver IMI (M1WDS1PI), converted in Eurocalculated using the reference asset methodology. The calculation is applied on each Net Asset Value Calculation Date in accordance with the terms described in the prospectus. Past underperformance over the last 5 years must be offset before a new performance fee provision can be recorded. Performance fees on assets under management, if any, are deducted at the end of the Fund's financial year. Performance fees on redemptions, if any, may be charged during the financial year.	72 EUR

These costs do not include the operating expenses inherent in the operation of the underlying assets.

These costs may differ from the actual costs that the retail investor may incur.

**How long do I have to keep it and can I withdraw money early?**

**The recommended investment horizon is a minimum of 5 years.**

You may request redemption of your shares on any day. Redemption transactions are carried out on a daily basis in accordance with the terms and conditions set out in the prospectus. Investors may be penalised if they hold their shares for less than the recommended period.

**How do I make a complaint?**

You may make a complaint about the product or the conduct of (i) the originator of the product, (ii) a person who provides advice about the product, or (iii) a person who sells the product by sending an e-mail or letter to the following persons, as applicable:

- If your complaint concerns the product itself or the behaviour of the initiator: please contact Ixios Asset Management by e-mail ([compliance@ixios-am.com](mailto:compliance@ixios-am.com)) or by post, preferably with return receipt, at Ixios Asset Management - 8, rue d'Aboukir 75002 Paris. A complaints handling procedure is available on the company's website: <https://ixios-am.com/fr/informations-reglementaires>
- If your complaint concerns a person who provides advice on the product or offers it, please contact that person directly.

IXIOS AM shall not be liable for any statement contained herein that is misleading, inaccurate, or inconsistent with the corresponding parts of the Fund's prospectus.

**Other relevant information**

If you are not satisfied with the response you receive, or if your contact does not reply within 1 month, you can also contact the AMF Ombudsman by filling in the electronic form on the AMF website ([www.amf-france.org](http://www.amf-france.org)), or by post: Le Médiateur - Autorité des marchés financiers - 17, place de la Bourse - 75082 PARIS CEDEX 02.

The UCI is classified as Article 8 within the meaning of Regulation (EU) 2019/2088 on the publication of sustainability information in the financial services sector (known as the Disclosure Regulation).

The prospectus, articles of association, key investor information documents, notices to investors, financial reports and other information documents relating to the Fund, including the various published policies of the Fund, can be found on our website [www.ixios-am.com](http://www.ixios-am.com). You may also request a copy of these documents from the registered office of the Management Company.

Where this product is used as a unit-linked carrier in a life insurance or capitalisation contract, additional information on this contract, such as the costs of the contract, which are not included in the costs set out in this document, the contact in the event of a claim and what happens if the insurance company defaults, is set out in the key information document for this contract, which must be provided by your insurer or broker or any other insurance intermediary in accordance with its legal obligation.

A Gates redemption cap mechanism may be implemented by the Management Company. For more information on this mechanism, please refer to the "Gates redemption cap mechanism" section of the Prospectus.

**Past performance:** You can download the Fund's past performance at [www.ixios-am.com](http://www.ixios-am.com)

**Performance scenarios:** You can consult the performance scenarios updated each month on [www.ixios-am.com](http://www.ixios-am.com)



## Product: IXIOS ENERGY METALS R - EUR ISIN: FR0014001BX2 - Currency: EUR



Name of offeror: **Ixios Asset Management**

Website: [www.ixios-am.com](http://www.ixios-am.com)

Contact: call +33 1 89 19 87 30 for further information

Competent authority: The Autorité des Marchés Financiers (AMF) is responsible for supervising Ixios Asset Management regarding this key information document. Ixios Asset Management is authorised in France under number GP-19000010 and regulated by the Autorité des Marchés Financiers.

Key information document production date: 08/31/2023.

### Warning

You are about to buy a product that is not that simple and may be difficult to understand

### What this product consists of

**Type:** Equities IXIOS ENERGY METALS R - EUR of the Undertaking for Collective Investment in Transferable Securities (UCITS) Ixios Energy Metals Sub-Fund of the Ixios Funds SICAV.

**Duration:** The Fund is open-ended. The management company may dissolve the fund by liquidation or merger with another fund in the best interests of investors and in accordance with the Prospectus.

**Objectives:** IXIOS ENERGY METALS is a sub-fund seeking long-term performance through exposure to the equities of companies producing and mining non-precious metals. The objective of the sub-fund is to outperform the MSCI ACWI Select Metals & Mining Producers ex Gold & Silver IMI (net dividends reinvested) over a 5-year investment period, after taking into account ongoing costs, by investing at least 90% in stocks selected on the basis of extra-financial criteria using a proprietary rating methodology by taking into account environmental, social and governance ("ESG") aspects aimed at creating sustainable value.

The UCI is classified as Article 8 within the meaning of Regulation (EU) 2019/2088 on the publication of sustainability information in the financial services sector (known as the Disclosure Regulation).

**Benchmark** index MSCI ACWI Select Metals & Mining Producers ex Gold & Silver IMI (M1WDS1PI), converted in Euro. This index, published by MSCI, is calculated with net dividends reinvested.

The Benchmark Indicator does not define the Fund's investment universe restrictively but enables investors to assess the risk profile they can expect when investing in the Fund.

**Investment strategy:** the Sub-Fund's investment strategy aims to build a portfolio concentrated in shares of companies producing and mining non-precious metals.

IXIOS Energy Metals is managed through rigorous stock picking, based on an investment process that includes qualitative criteria, internal and external analysis, and direct contact with the companies in which the fund invests.

The investment universe is essentially made up of equities of companies domiciled in Australia, Canada, the United States and the United Kingdom. However, the fund reserves the right to select securities from emerging countries or equities with a market capitalisation of less than USD 50 million, up to a limit of 10%.

The sub-fund invests at least 60% of its net assets in equities. Up to 100% of the equity portfolio may be denominated in currencies other than the Fund's reference currency, the US dollar. This risk will not be systematically hedged. This will result in a maximum exposure to currency risk equivalent to 100% of the equity portfolio.

The sub-fund may invest up to 20% of its net assets in Money Market Instruments, mainly for liquidity management purposes. These are instruments with a maturity of less than twelve months issued by governments in US dollars (e.g. T-Bills) of the high-grade type or higher (minimum short-term rating equivalent to A-1 on the Standard & Poor's rating scale/ P-1 for Moody's or F1 for Fitch Ratings or a rating deemed equivalent by the management company).

The sub-fund may invest in financial contracts traded on international markets, up to a limit of one time the sub-fund's net assets, in order to enter into: options on individual equities listed on regulated markets for exposure purposes; or forward exchange contracts (over the counter or standardised) or currency swaps in order to hedge exposure to certain currencies.

The Fund may also hold embedded derivatives (warrants or certificates) on an ancillary basis, for example in the case of a capital increase in a company with warrants attached.

The Sub-Fund may also invest up to 10% of its net assets in money market UCIs.

The Sub-Fund may hold up to 10% of its net assets in term deposits with the Custodian.

The sub-fund is an accumulation fund.

**Target retail investors:** This product is aimed at professional investors who have advanced knowledge and significant experience of investing in funds, who aim to increase the value of their investment over the recommended holding period and who are prepared to assume a high level of risk on their initial capital.

**Redemption and transaction:** Investors may obtain redemption on any business day upon simple request. Subscription and redemption requests are centralised each trading day before 6pm with our centralising agent Société Générale and executed based on the next net asset value dated the following day.

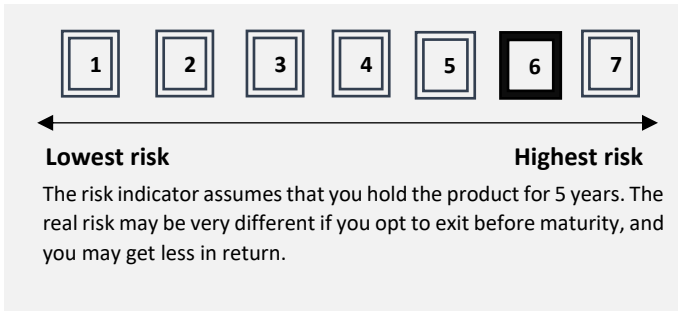
**Custodian:** Société Générale SA

**Practical information:** Further information on this Fund, including the prospectus and financial reports, may be obtained free of charge on request from Ixios Asset Management - 8, rue d'Aboukir, 75002 Paris, France.

The net asset value of the Funds is available at [www.ixios-am.com](http://www.ixios-am.com).

## What are the risks and what's in it for me?

### Risk indicator:



The synthetic risk indicator shows the level of risk of this product compared with others. It indicates the probability that this product will incur losses in the event of market movements or if we are unable to pay you.

**Beware of exchange rate risk. If the currency of your account is different from that of this Share, the amounts paid to you will depend on the exchange rate between the currencies. This currency risk is not considered in the above indicator.**

We have classified this product in risk class 5 out of 7, which is a "high risk class".

In other words, the potential losses linked to the future results of the product are at a "high" level and, if the situation were to deteriorate on the markets, it is very likely that our ability to pay you would be affected.

**Other materially relevant risks not included in the synthetic risk indicator:** Market liquidity risk may accentuate variations in product performance.

As this product does not provide protection against the vagaries of the market, you could lose all or part of your investment.

In addition to the risks included in the risk indicator, other risks may influence the Fund's performance. Please refer to the fund prospectus.

## Performance scenarios

The unfavourable, intermediate, and favourable scenarios presented represent examples using the best and worst performances, as well as the average performance of the product, possibly supplemented by that of the reference indicator over the last ten years. Markets could evolve very differently in the future. The stress scenario shows what you could achieve in extreme market situations.

**What you get out of this product depends on future market performance. Future market movements are unpredictable and cannot be accurately predicted.**

### Amounts in EUR rounded to 10 EUR near

Investment of 10 000 EUR Scenarios		If you leave after 1 year	If you leave after 5 years (Recommended holding period)
Tension scenario	<b>What you could get after deduction of costs</b> Average annual yield	2 640 EUR -73,60 %	1 370 EUR -32,78 %
Unfavourable scenario	<b>What you could get after deduction of costs</b> Average annual yield	5 850 EUR -41,49 %	7 450 EUR -5,71 %
Intermediate scenario	<b>What you could get after deduction of costs</b> Average annual yield	10 350 EUR 3,54 %	14 570 EUR 7,82 %
Favourable scenario	<b>What you could get after deduction of costs</b> Average annual yield	21 100 EUR 111,00 %	27 320 EUR 22,27 %

The chiffrs shown include all costs of the product itself, but not necessarily all charges due to your adviser or distributor. These chiffrs do not consider your personal fiscale situation, which may also influence the amounts you receive.

## What happens if Ixios Asset Management is unable to make the payments?

The product is a co-ownership of financial instruments and deposits that is separate from the portfolio management company. In the event of default by the portfolio management company, the assets of the product held by the custodian will not be affected. In the event of default by the custodian, the risk of financial loss to the product is mitigated by the legal segregation of the custodian's assets from those of the product.

## What will this investment cost me?

The person selling or advising you on this product may ask you to pay additional costs. If so, they will tell you about these costs and show you how they affect your investment.

### Costs over time

The tables show the amounts deducted from your investment to cover the different types of costs. These amounts depend on the amount you invest and the length of time you hold the product. The amounts shown here are illustrations based on an example of an investment amount and different possible investment periods.

We have assumed:

- that in the first year you would get back the amount you invested (0% annual return). That for the other holding periods, the product evolves as indicated in the intermediate scenario.
- 10 000 EUR are invested.

**Costs over time**

<b>Recommended holding period: 5 years</b>	If you leave after 1 year	If you leave after 5 years (recommended holding period)
<b>Scenarios for an Investment of 10 000 EUR</b>		
Total costs	349 EUR	2 731 EUR
Annual cost impact(*)	3,49 %	3,77 %

(\*) It shows the extent to which costs reduce your return annually over the holding period. For example, it shows that if you exit at the end of the recommended holding period, your average return per year is expected to be 11,59 % before costs and 7,82 % after this deduction. These figures include the maximum distribution costs that the person selling you the product can charge you. This person will inform you of the actual distribution costs.

**Composition of costs**

<b>The impact of annual costs if you leave after 1 year</b>		
<b>One-off entry or exit costs</b>		
<b>Entry costs</b>	We do not charge any entry fee for this product.	0 EUR
<b>Exit costs</b>	We do not charge any exit fees for this product.	0 EUR
<b>Recurring costs levied each year</b>		
<b>Management fees and other administrative or operating costs</b>	2,36 % of the value of your investment per year. This is an estimate based on last year's actual costs.	236 EUR
<b>Cost of transaction</b>	1,13 % of the value of your investment per year. This is an estimate based on last year's actual costs.	113 EUR
<b>Ancillary costs levied under specific conditions</b>		
<b>Commissions Performance</b>	15% of the annual outperformance, net of fees, of the Fund compared with the annual performance of the index MSCI ACWI Select Metals & Mining Producers ex Gold & Silver IMI (M1WDS1PI), converted in Eurocalculated using the reference asset methodology. The calculation is applied on each Net Asset Value Calculation Date in accordance with the terms described in the prospectus. Past underperformance over the last 5 years must be offset before a new performance fee provision can be recorded. Performance fees on assets under management, if any, are deducted at the end of the Fund's financial year. Performance fees on redemptions, if any, may be charged during the financial year.	0 EUR

These costs do not include the operating expenses inherent in the operation of the underlying assets.

These costs may differ from the actual costs that the retail investor may incur.

**How long do I have to keep it and can I withdraw money early?**

**The recommended investment horizon is a minimum of 5 years.**

You may request redemption of your shares on any day. Redemption transactions are carried out on a daily basis in accordance with the terms and conditions set out in the prospectus. Investors may be penalised if they hold their shares for less than the recommended period.

**How do I make a complaint?**

You may make a complaint about the product or the conduct of (i) the originator of the product, (ii) a person who provides advice about the product, or (iii) a person who sells the product by sending an e-mail or letter to the following persons, as applicable:

- If your complaint concerns the product itself or the behaviour of the initiator: please contact Ixios Asset Management by e-mail ([compliance@ixios-am.com](mailto:compliance@ixios-am.com)) or by post, preferably with return receipt, at Ixios Asset Management - 8, rue d'Aboukir 75002 Paris. A complaints handling procedure is available on the company's website: <https://ixios-am.com/fr/informations-reglementaires>
- If your complaint concerns a person who provides advice on the product or offers it, please contact that person directly.

IXIOS AM shall not be liable for any statement contained herein that is misleading, inaccurate, or inconsistent with the corresponding parts of the Fund's prospectus.

**Other relevant information**

If you are not satisfied with the response you receive, or if your contact does not reply within 1 month, you can also contact the AMF Ombudsman by filling in the electronic form on the AMF website ([www.amf-france.org](http://www.amf-france.org)), or by post: Le Médiateur - Autorité des marchés financiers - 17, place de la Bourse - 75082 PARIS CEDEX 02.

The UCI is classified as Article 8 within the meaning of Regulation (EU) 2019/2088 on the publication of sustainability information in the financial services sector (known as the Disclosure Regulation).

The prospectus, articles of association, key investor information documents, notices to investors, financial reports and other information documents relating to the Fund, including the various published policies of the Fund, can be found on our website [www.ixios-am.com](http://www.ixios-am.com). You may also request a copy of these documents from the registered office of the Management Company.

Where this product is used as a unit-linked carrier in a life insurance or capitalisation contract, additional information on this contract, such as the costs of the contract, which are not included in the costs set out in this document, the contact in the event of a claim and what happens if the insurance company defaults, is set out in the key information document for this contract, which must be provided by your insurer or broker or any other insurance intermediary in accordance with its legal obligation.

A Gates redemption cap mechanism may be implemented by the Management Company. For more information on this mechanism, please refer to the "Gates redemption cap mechanism" section of the Prospectus.

**Past performance:** You can download the Fund's past performance at [www.ixios-am.com](http://www.ixios-am.com)

**Performance scenarios:** You can consult the performance scenarios updated each month on [www.ixios-am.com](http://www.ixios-am.com)